

PARTICIPATORY BUDGETING WORLD ATLAS 2019



Nelson Dias, Sahsil Enríquez & Simone Júlio

**PARTICIPATORY
BUDGETING
WORLD *ATLAS***

CASCAIS

CASCAIS

FUNDING BY

CASCAIS

COORDINATED & EDITED BY

OFICINA
ACREDITAMOS NAS PESSOAS

●●●
MAKE IT HAPPEN

WITH PARTNERSHIP

 enda ecopop

Nelson Dias, Sahsil Enríquez & Simone Júlio ^(Org.)

**PARTICIPATORY
BUDGETING
WORLD ATLAS**

TECHNICAL FILE

TITLE

The Participatory Budgeting World Atlas

FUNDING

© Municipality of Cascais

COORDINATION

© Nelson Dias, Sahsil Enríquez & Simone Júlio

COVER | EDITORIAL DESIGN

© Epopeia - Make It Happen

CREATIVE DIRECTOR

Luís Caracinha

DESIGNERS

Bruno Bárbara, Fábio Teixeira, Jann Hawker,
Luís Caracinha & Sara Martins

BASE OF MAPS

© Free Vector Maps.com

EDITION

Epopeia - Make It Happen
www.epopeia-records.pt
Vila Ruiva - Portugal

Oficina
www.oficina.org.pt
Faro - Portugal

PARTNER

Enda Tiers-Monde

PRESSED BY

Gráfica Comercial
October 2019

LEGAL DEPOSIT

462071/19

ISBN

978-989-54167-3-8

DISCLAIMER

This publication is supported by the Municipality of Cascais. The findings, interpretations, and conclusions expressed in this work do not necessarily reflect the views of the Municipality of Cascais. The Municipality of Cascais does not guarantee the accuracy of the data included in this work. The boundaries, colours, denominations, and other information shown on any map in this work do not imply any judgment on the part of the Municipality of Cascais concerning the legal status of any territory or the endorsement or acceptance of such boundaries. Nothing herein shall constitute or be considered to be a limitation upon or waiver of the privileges and immunities of the Municipality of Cascais, all of which are specifically reserved.

REFERENCE

DIAS, Nelson; ENRÍQUEZ, Sahsil; JÚLIO, Simone (Org.)
The Participatory Budgeting World Atlas, Epopeia and Oficina,
Portugal, 2019

Available for download at www.oficina.org.pt/atlas

Nelson Dias, Sahsil Enríquez & Simone Júlio ^(Org.)

PARTICIPATORY BUDGETING WORLD ATLAS

Before we imagined it, the right seemed impossible.
Today would be impossible not to consider it as right.

AUTHORS

COORDINATORS Nelson Dias, Sahsil Enríquez & Simone Júlio **ANGOLA** Nelson Dias **ARGENTINA** Emiliano Arena and Cristian Adaro **ARMENIA** Anastasia Fadeeva & Alexander Faramazian **AUSTRALIA** Janette Hartz-Karp & Svetla Petrova **BELGIUM** Periferia aisbl **BENIN** Jean-Pierre Degue **BRAZIL** Lígia Lüchmann & Wagner Romão **BURKINA FASO** Kere Jimmy David **CAMEROON** Achille Noupéou **CANADA** Loren Peabody & Josh Lerner **CHILE** Simone Júlio **CHINA** Li Fan and Xiang Hao **COLOMBIA** Ricardo Jaramillo Rincón **COSTA RICA** Sahsil Enríquez **CROATIA** Jelena Brbora **CZECH REPUBLIC** Ankitha Cheerakathil **DEMOCRATIC REPUBLIC OF CONGO** Steering Committee for Public Finance Reform/ Ministry of Finance **DENMARK** Tyge Mortensen & Morten Ronnenberg **DOMINICAN REPUBLIC** Genrry González **ECUADOR** Diego Alejandro Hidalgo Calero **EGYPT** Sara Eid **ESTONIA** Simone Júlio **FINLAND** Marianne Pekola-Sjöblom & Päivi Kurikka **FRANCE** Sahsil Enríquez **GEORGIA** Urszula Majewska **GERMANY** Stefanie Hanke & Svetlana Alenitskaya **GUATEMALA** Sahsil Enríquez **ICELAND** Guobjörg Lára Másdóttir **INDIA** Stéphanie Tawa Lama Rewal **INDONESIA** Ahmad Rifai **ITALY** Stefano Stortone **IVORY COAST** Yapo Jean Jacques **JAPAN** Akira Matsubara **KAZAKHSTAN** Zaifun Yernazarova **LITHUANIA** Simone Júlio **MADAGASCAR** Herilala Axel Fanomezantsoa **MEXICO** Guillermo M. Cejudo, Oliver Meza, Cynthia Michel & Gerardo Velarde **MOLDOVA** Renata Gradinaru **MOZAMBIQUE** Orlando Matendjua **NIGER** Zakari Ibrahim **PANAMA** Sahsil Enríquez **PARAGUAY** Sahsil Enríquez **PERU** Stephanie McNulty **POLAND** Dorota Bednarska-Olejniczak & Jaroslaw Olejniczak **PORTUGAL** Simone Júlio, Vânia Martins & Nelson Dias **REPUBLIC OF CONGO** OBA Denis - Bertrand **ROMANIA** Bogdan Barbu **RUSSIA** Ivan Shulga & Anna Sukhova **SCOTLAND** Fiona Garven **SENEGAL** Abdoulaye Cisse **SLOVAKIA** Alexandra Hrabínová **SLOVENIA** Matic Primc **SOUTH KOREA** Kyungchan Park, HaeIn Lee, Bang-moo Lee & Yunkyung Jang **SPAIN** Carmen Pineda Nebot, Andrés Falck, Marta Barros, María Ángeles Abellán López & Sahsil Enríquez **SWEDEN** Lena Langlet **TAIWAN** Poe Yu-ze Wan **TOGO** Eric Ilboudo **UKRAINE** Leonid Donos **UNITED STATES OF AMERICA** Loren Peabody and Josh Lerner **URUGUAY** Alicia Veneziano Esperón & Mariano Suárez Elías

MEMBERS OF THE ATLAS TEAM IN CHARGE OF COLLECT DATA FROM SEVERAL AFRICAN COUNTRIES Mamadou Bachir Kanoute & Tiago Peixoto

CONTENTS

9 Presentation

11 Methodology

MAPS

—

16 Participatory Budgeting in the World

18 Participatory Budgeting in Africa

20 Participatory Budgeting in America

24 Participatory Budgeting in Asia

26 Participatory Budgeting in Europe

28 Participatory Budgeting in Oceania

GLOBAL ANALYSIS

—

31 Participatory Budgeting Worldwide
Between Asymmetrical Expansions & Identity Shifts

PARTICIPATORY BUDGETING DATA

—

53 Africa

83 Central America & Caribbean

93 North America

101 South America

119 Asia

145 Europe

189 Oceania

PRESENTATION

— The World Atlas of Participatory Budgeting represents the widest compilation of data, to date, on the situation of these processes on the planet. This is the result of collaborative work and the enormous generosity of more than 70 authors, who voluntarily made themselves available to collect and analyse information that would enable to understand the reality of these initiatives in very diverse quadrants.

One of the main motivations of this initiative is to assess the disseminator outreach of participatory budgeting and to understand the main trends, over the last 30 years, ensuring a first-level analysis on the data of each country, and in a second moment, on the different continents. Assuming this as the main desideratum of the Atlas, it seemed appropriate to enrich the results with the introduction of more qualitative elements, to allow tracing of the profiles of the territories where participatory budgeting processes occur. This is the reason why the use of four international indices, referring to themes related to the most classic objectives of these processes, over which there is a fairly broad consensus. This bid made it possible to hierarchize the positioning of the different countries, where experiments were identified, with regard to the levels of commitment they have with the promotion of democracy, the fight against corruption, human development and the happiness of the populations.

In the following pages, the reader will find many reasons of interest, unreleased data and surprising results. The Atlas coordination team understood that it would be equally useful to launch a set of challenges and new lines of research, as a way of exploring dimensions so far marginal or poorly explored in the literature devoted to the topic.

The Atlas is a product, patent in this publication, but it is also a process under construction. The dynamics of a collaborative network of authors, triggered in previous works and reinforced with this one, allowed to mobilize contributions from 71 countries. It is the desire of the entire team to broaden this dynamic to more states in future editions, thus reinforcing the joint capacity for understanding and analysing participatory budgeting in the world.



METHODOLOGY

— Since the early concept of the Atlas design, it became quite evident that its operationalization would only be feasible through the creation of a network of focal points of authors in different countries, which was only possible thanks to the previous work done in the book “Hope for Democracy” and that was later amplified under a collaborative paradigm between the respective authors through personal contacts and institutions in order to identify academics, researchers and activists qualified to collect data in other countries where there was no interaction established before.

Also, researching online through specialized bibliography and websites focused on Citizen Participation and Participatory Budgeting issues allowed us to strengthen the authors network, especially in countries that usually do not share information with the international scenario. Being that said, it was possible to detect 76 authors in 71 countries, and in some others where it was not possible to find any, like it was mentioned before, an online research was conducted to accomplish this task.

Thus, in order to gather information about the Participatory Budgeting experiences taking place around the world, the Atlas team created a questionnaire that was used as a common tool to simplify and homogenize the collected data from local and regional interlocutors. All the authors filled up the same instrument.

This questionnaire is composed by a series of standard questions written in four different languages (English, French, Spanish and Portuguese). For each question, a short description or an exemple was presented in order to facilitate its completion.

The creation of the questionnaire with common indicators for all countries has an additional advantage, that was not anticipated initially. Some authors had to collect data that they did not have originally so they can incorporate these indicators into their information systems. Therefore, it can be considered that an extra benefit emanates from this project, which is the creation of a common information system about Participatory Budgeting on a large scale.

Furthermore, Participatory Budgeting processes are well known for their large methodological flexibility, which makes it difficult to define a single and consensual concept that applies to all the initiatives. Hence, for the purposes of this research and for an adequate filling of the questionnaire, it was necessary to establish a common understanding on what a Participatory Budgeting is. Thereby, the gathered data will provide a more concrete and effective approach of the complex reality of these experiences around the world.

Being that said, it was proposed that the Participatory Budgeting experiences hold the following characteristics:

1. It must be a process that involves a specific portion or the entire amount of an institution's budget, so that can be freely and independent decided for all the citizens participating in the initiative. This feature comprises two more items:
 - a. **The type of the institution.**
Despite, the fact that an overwhelming number of initiatives are promoted by the local government, it's important to take into consideration those experiences organized by other levels of government such as regional, state and national. Also, processes developed by private, lucrative and associative organizations should be included.
 - b. **The participants.**
There are different models. The most common is the universal access, which is open to individuals of a certain territory or institution. However, those processes aimed at more specific audiences will also be taken into account, such as initiatives addressed to a particular social sector like young people, women, immigrants, etc. or at a much more precise target as officials of an entity or company, partners of an association, among other options. Also, representative groups or larger communities (lottery system).
2. The initiative must be organized in two successive cycles, focusing on the decision-making phase, in which the participants are able to make proposals and also the execution one regarding the period of time where the projects are implemented.
3. It should be a continuous practice, meaning that the implementation of the project has to be periodic, taking place during a certain period of time.

In nine of the countries portrayed in the Atlas, it was not possible to count on the collaboration of local authors available for data collection in a timely manner, namely in Angola, Chile, Costa Rica, Estonia, Lithuania, France, Guatemala, Panama and Paraguay. In these cases, the team conducted numerous online investigations in order to: first, find authors with scientific papers or public information systems on the subject; second, contact with these authors and request their collaboration; third, if it was impossible to ensure such contact or obtain a timely response, the Atlas team completed the questionnaire, quoting the respective authors. In all the cases mentioned, we aimed to ensure that the information used was reliable and up to date.

The mapping of Participatory Budgeting on a global scale is always an exercise of enormous difficulty and complexity. The product presented here is by nature incomplete. We assume this limitation without any reservations. This publication should be understood as a process under construction and as a result of a collective effort of people who, with their conceptual orientations, institutional, political and cultural background, as well as their time limitations, have made the best possible contribution to the result presented here.

The number of Participatory Budgeting processes in the world is not accurate. It is always an approximation to reality and a contribution to the construction of knowledge on the matter, in its different latitudes.

The phenomenon of PBs is richer and more diverse than what is portrayed in this publication. We are convinced that in some contexts there is an abusive use of the term Participatory Budgeting. Whenever there were doubts about the data presented by some authors, the Atlas coordination team asked for clarification and more concrete evidence about the correct use of the term PB. This was a very rich dialogue, which allowed us to understand the political, institutional and social circumstances in which these processes are taking place in different parts of the world.

We admit that PB numbers in some countries, no more than three, are overestimated or outdated. This does not, in our opinion, compromise the final outcome, to the extent that i) there are other countries with PBs not represented in the Atlas; ii) we understand this work as part of an evolving process.

Moreover, in order to enrich this project about the current phenome of Participatory Budgeting, data from international indexes published by different organizations was collected, namely: *“Democracy Index 2018”*, *“Corruption Perception Index 2018”*, *“Human Development Index 2018”* and *“World Happiness Index 2019”*.

The aim of this was to compare the outcomes of the global indexes with the territorial distribution of Participatory Budgeting experiences, to better understand the context in which these processes developed in the World. It is not pretend to establish any kind of connection regarding the PB and the results of these indexes, mainly because it's not the intention of the creators.

Below, details of the indexes will be displayed. It is important to point out that the Atlas team are not the authors of the following information and they are only being used for comparative reasons on the purpose of this publication.



DEMOCRACY INDEX - 2018

ME TOO? POLITICAL PARTICIPATION, PROTEST AND DEMOCRACY¹

The Economist Intelligence Unit's index of democracy, on a 0 to 10 scale, is based on the ratings for 60 indicators, grouped into five categories: electoral process and pluralism; civil liberties; the functioning of government; political participation; and political culture. Each category has a rating on a 0 to 10 scale, and the overall Index is the simple average of the five category indexes.

The index values are used to place countries within one of four types of regimes:

Full democracies: Scores greater than 8

Countries in which not only basic political freedoms and civil liberties are respected, but which also tend to be underpinned by a political culture conducive to the flourishing of democracy. The functioning of government is satisfactory. Media are independent and diverse. There is an effective system of checks and balances. The judiciary is independent and judicial decisions are enforced. There are only limited problems in the functioning of democracies.

Flawed democracies: Scores greater than 6 and less than or equal to 8

These countries also have free and fair elections and, even if there are problems (such as infringements on media freedom), basic civil liberties are respected. However, there are significant weaknesses in other aspects of democracy, including problems in governance, an underdeveloped political culture and low levels of political participation.

Hybrid regimes: Scores greater than 4, and less than or equal to 6.

Elections have substantial irregularities that often prevent them from being both free and fair. Government pressure on opposition parties and candidates may be common. Serious weaknesses are more prevalent than in flawed democracies - in political culture, functioning of government and political participation. Corruption tends to be widespread and the rule of law is weak. Civil society is weak. Typically, there is harassment of and pressure on journalists, and the judiciary is not independent.

Authoritarian regimes: Scores less than or equal to 4.

In these states, state political pluralism is absent or heavily circumscribed. Many countries in this category are outright dictatorships. Some formal institutions of democracy may exist, but these have little substance. Elections, if they do occur, are not free and fair. There is disregard for abuses and infringements of civil liberties. Media are typically state-owned or controlled by groups connected to the ruling regime. There is repression of criticism of the government and pervasive censorship. There is no independent judiciary.

Economist Intelligence Unit (2019). Democracy index 2018: Me too? Political Participation, Protest and Democracy.



HUMAN DEVELOPMENT INDEX - 2018²

The Human Development Index (HDI) is a composite index focusing on three basic dimensions of human development: the ability to lead a long and healthy life, measured by life expectancy at birth; the ability to acquire knowledge, measured by mean years of schooling and expected years of schooling; and the ability to achieve a decent standard of living, measured by gross national income per capita. To measure human development more comprehensively, the Human Development Report presents four other composite indices. The Inequality-adjusted HDI discounts the HDI according to the extent of inequality. The Gender Development Index compares female and male HDI values. The Gender Inequality Index highlights women's empowerment. And the Multidimensional Poverty Index measures non income dimensions of poverty.

UNDP (2018). Human Development Indices and Indicators 2018: Statistical update, UN, New York



COUNTRIES' POPULATION 2018³

Demographic estimates for each country were obtained from the following World Bank database.



CORRUPTION PERCEPTION INDEX - 2018³

The CPI 2018 is calculated using 13 different data sources from 12 different institutions that capture perceptions of corruption within the past two years:

- African Development Bank Country Policy & Institutional Assessment 2016;
- Bertelsmann Stiftung Sustainable Governance Indicators 2018;
- Bertelsmann Stiftung Transformation Index 2017-2018;
- Economist Intelligence Unit Country Risk Service 2018;
- Freedom House Nations in Transit 2018;
- Global Insight Business Conditions and Risk Indicators 2017;
- IMD World Competitiveness Center World Competitiveness Yearbook Executive Opinion Survey 2018;
- Political and Economic Risk Consultancy Asian Intelligence 2018;
- The PRS Group International Country Risk Guide 2018;
- World Bank Country Policy and Institutional Assessment 2017;
- World Economic Forum Executive Opinion Survey 2018;
- World Justice Project Rule of Law Index Expert Survey 2017-2018
- Varieties of Democracy (V-Dem) 2018.

Standardise data sources to a scale of 0-100 where a 0 equals the highest level of perceived corruption and 100 equals the lowest level of perceived corruption.


Transparency International (2018). Corruption Perception Index 2018.



WORLD HAPPINESS REPORT - 2019⁴

These rankings are accompanied by our latest attempts to show how six key variables contribute to explaining the full sample of national annual average scores over the whole period 2005-2018. These variables are GDP per capita, social support, healthy life expectancy, freedom, generosity, and absence of corruption. Note that we do not construct our happiness measure in each country using these six factors - the scores are instead based on individuals' own assessments of their lives, as indicated by the Cantril ladder. Rather, we use the six variables to explain the variation of happiness across countries. We shall also show how measures of experienced well-being, especially positive affect, supplement life circumstances in explaining higher life evaluations

Helliwell, J., Layard, R., & Sachs, J. (2019). World Happiness Report 2019. New York: Sustainable Development Solutions Network.



TOTAL OF PB PROCESSES



PB PROMOTED BY LOCAL GOVERNMENT



PB PROMOTED BY REGIONAL, STATE AND NATIONAL GOVERNMENTS



PB PROMOTED BY OTHER TYPE OF INSTITUTION



PB PROMOTED IN LARGE CITIES



PB PROMOTED IN CAPITAL CITIES

¹Available in: <http://www.eiu.com/home.aspx>

²Available in: http://www.hdr.undp.org/sites/default/files/2018_human_development_statistical_update.pdf

³Available in: <https://www.transparency.org/cpi2018>

⁴Available in: <https://s3.amazonaws.com/happiness-report/2019/WHR19.pdf>

⁵Available in: <https://data.worldbank.org/indicator/sp.pop.totl>

PARTICIPATORY BUDGETING WORLD

NUMBER OF REGIONAL / NATIONAL PB BY CONTINENT

9/4

¹ EUROPE

65/0

² SOUTH AMERICA

57/2

³ ASIA

22-23/1

⁴ AFRICA

3/0

⁵ NORTH AMERICA

0/0

⁶ CENTRAL AMERICA

2/0

⁷ OCEANIA

158-159/7

TOTAL

NUMBER OF PB ON CAPITAL CITIES / LARGE CITIES BY CONTINENT

39/15

¹ EUROPE



51/17

² SOUTH AMERICA



15/29

³ ASIA



28/20

⁴ AFRICA



9/9

⁵ NORTH AMERICA



32/0

⁶ CENTRAL AMERICA



0/2

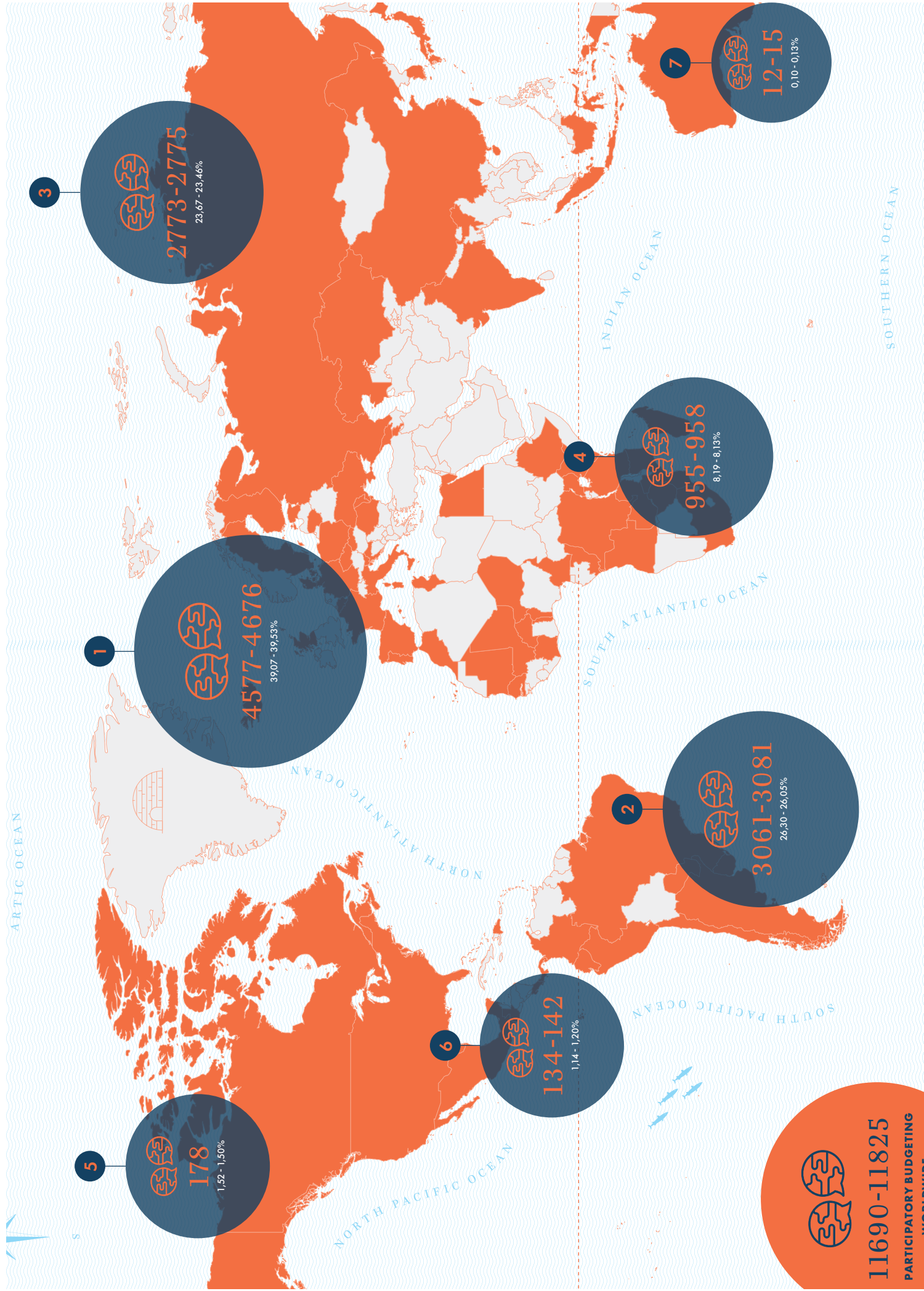
⁷ OCEANIA



176/93

TOTAL





11690-11825

PARTICIPATORY BUDGETING

BUDGETING AFRICA

— Governance, Participation & Transparency

569-633

4,87 - 5,35%

HYBRID REGIME

560-570

4,79 - 4,82%

599-604

5,12 - 5,11%

AUTHORITARIAN

CORRUPTION PERCEPTION

100 - 76 (LOW)

212-226

1,81 - 1,91%

75 - 51 (MEDIUM)

6475-6553

55,39 - 55,42%

50 - 26 (HIGH)

4342-4385

37,14 - 37,08%

25 - 0 (VERY HIGH)

661

5,65 - 5,59%

HUMAN DEVELOPMENT

VERY HIGH

6887-6979

58,96 - 59,07%

HIGH

3327-3367

28,48 - 28,50%

MEDIUM

883-886

7,56 - 7,50%

LOW

583

4,99 - 4,93%

WORLD HAPPINESS

8.0 - 6.1 (VERY HIGH)

3841-3953

33,33 - 33,91%

6.0 - 4.1 (HIGH)

7405-7428

64,26 - 63,71%

917-5024

- 42,50%

- 5,20%

27-747

- 24,30%

87-1266

- 27,00%

015

%

91-794

- 82,88%

2-15

0%

78

0%

270

28,15 - 28,07%

¹ MADAGASCAR



167

17,41 - 17,36%

² CAMEROON



164

17,10 - 17,05%

³ ANGOLA



16

1,67 - 1,66%

⁸ BENIN



11

1,15 - 1,14%

⁹ BURKINA FASO



10-13

1,04 - 1,35%

¹⁰ EGYPT



7

0,73%

¹⁵ CONGO



5

0,52%

¹⁶ ZIMBABWE



4

0,42%

¹⁷ MOROCCO



2

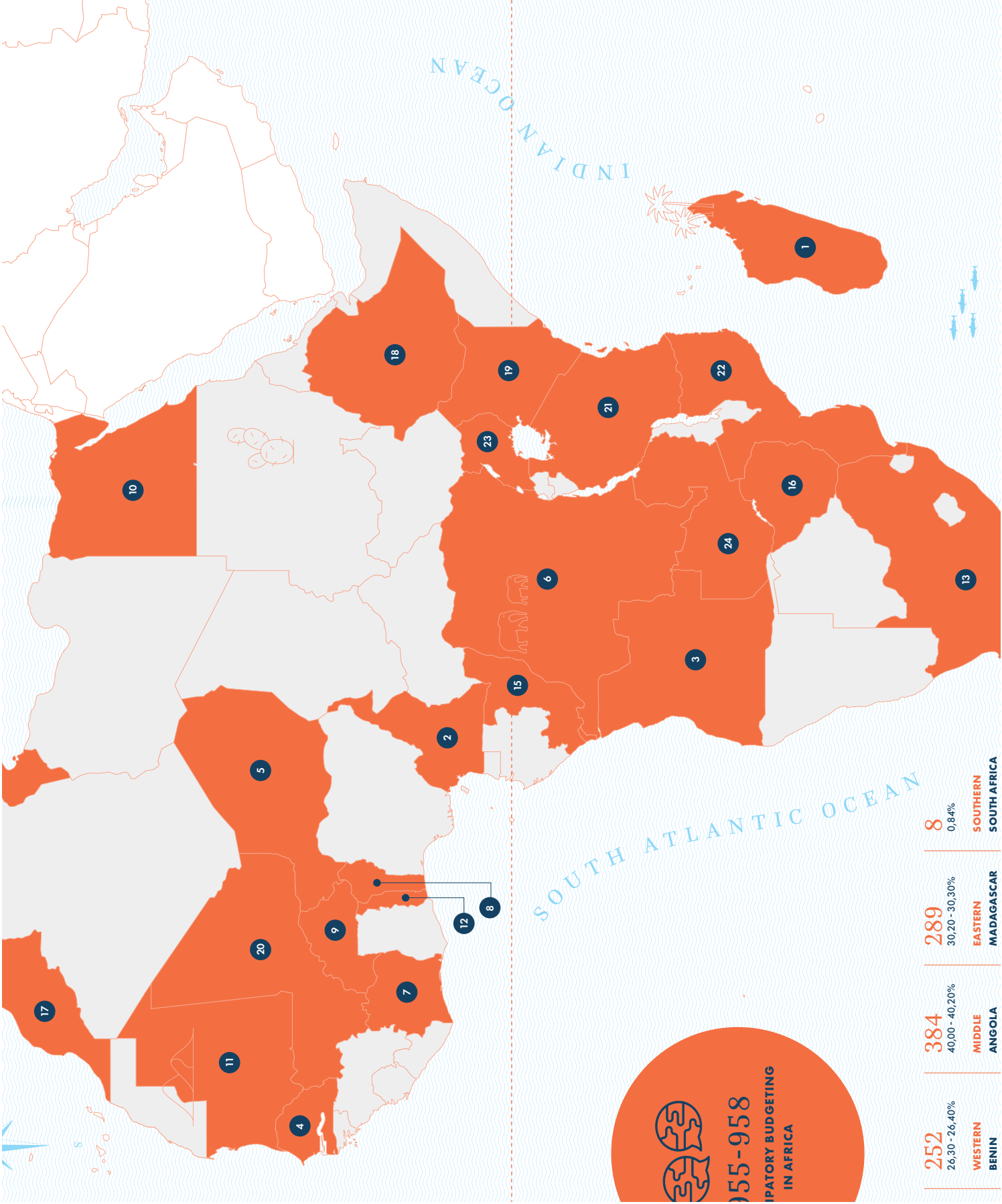
0,21%

2

0,21%

1



0,10%

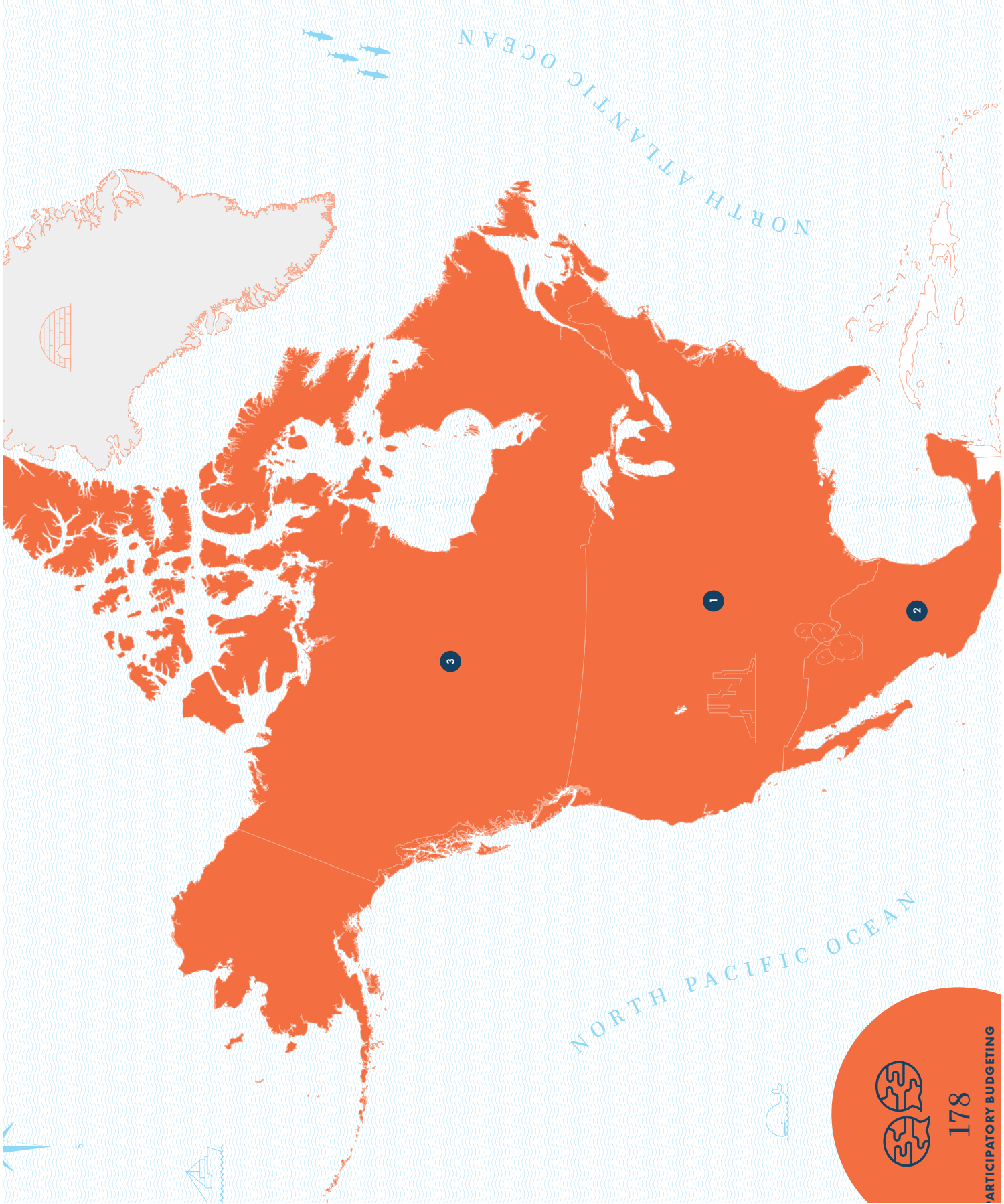


0	0,00%	HYBRID REGIME	343	35,80 - 35,92%	CORRECTION	100 - 76 (LOW)	0	0,00%	50 - 26 (HIGH)	294-299	30,79 - 31,00%	HUMAN	VERY HIGH	0	0,00%	MEDIUM	364-369	38,12 - 38,31%	W	8,0 - 6,1 (VERY HIGH)	0	0,00%
---	-------	---------------	-----	----------------	------------	----------------	---	-------	----------------	---------	----------------	-------	-----------	---	-------	--------	---------	----------------	---	-----------------------	---	-------

NORTH AMERICA

Equity, Power
& Inclusion





13	8,40%	HYBRID REGIME	0	0,00%	CORE	15	8,40%	100 - 76 (LOW)	18	10,10%	50 - 26 (HIGH)	160	89,90%	VERY HIGH	0	0,00%	MEDIUM	178	100%	8,0 - 6,1 (VERY HIGH)	W
----	-------	---------------	---	-------	------	----	-------	----------------	----	--------	----------------	-----	--------	-----------	---	-------	--------	-----	------	-----------------------	---

in, Municipal management tice

3
2,24%
² COSTA RICA



3
2,24%
³ GUATEMALA



1
0,75%
⁴ PANAMA



Fight against corruption tice.

436
14,15%
⁶ BRAZIL



245
7,95%
⁷ ECUADOR



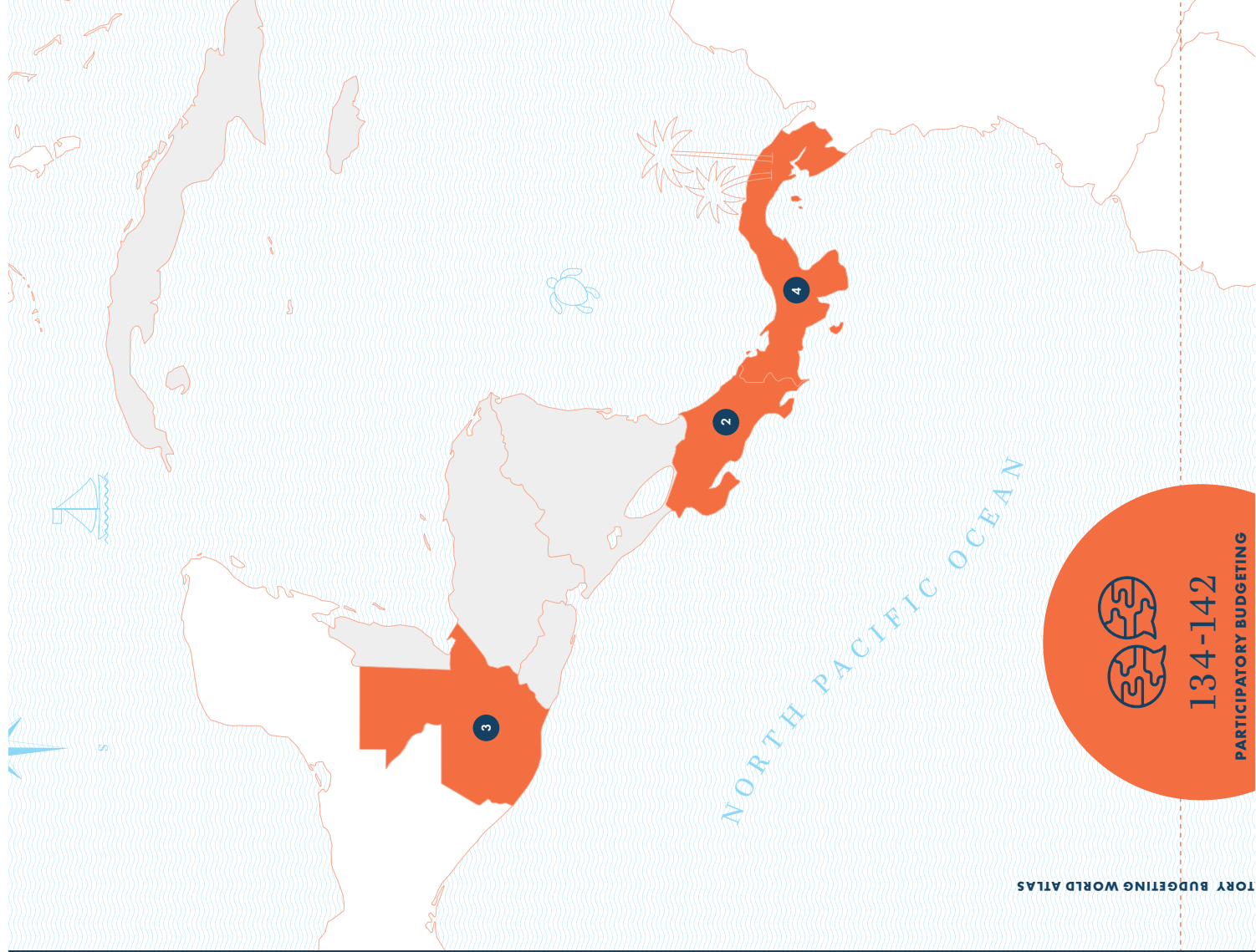
200
6,49%
⁸ COLOMBIA

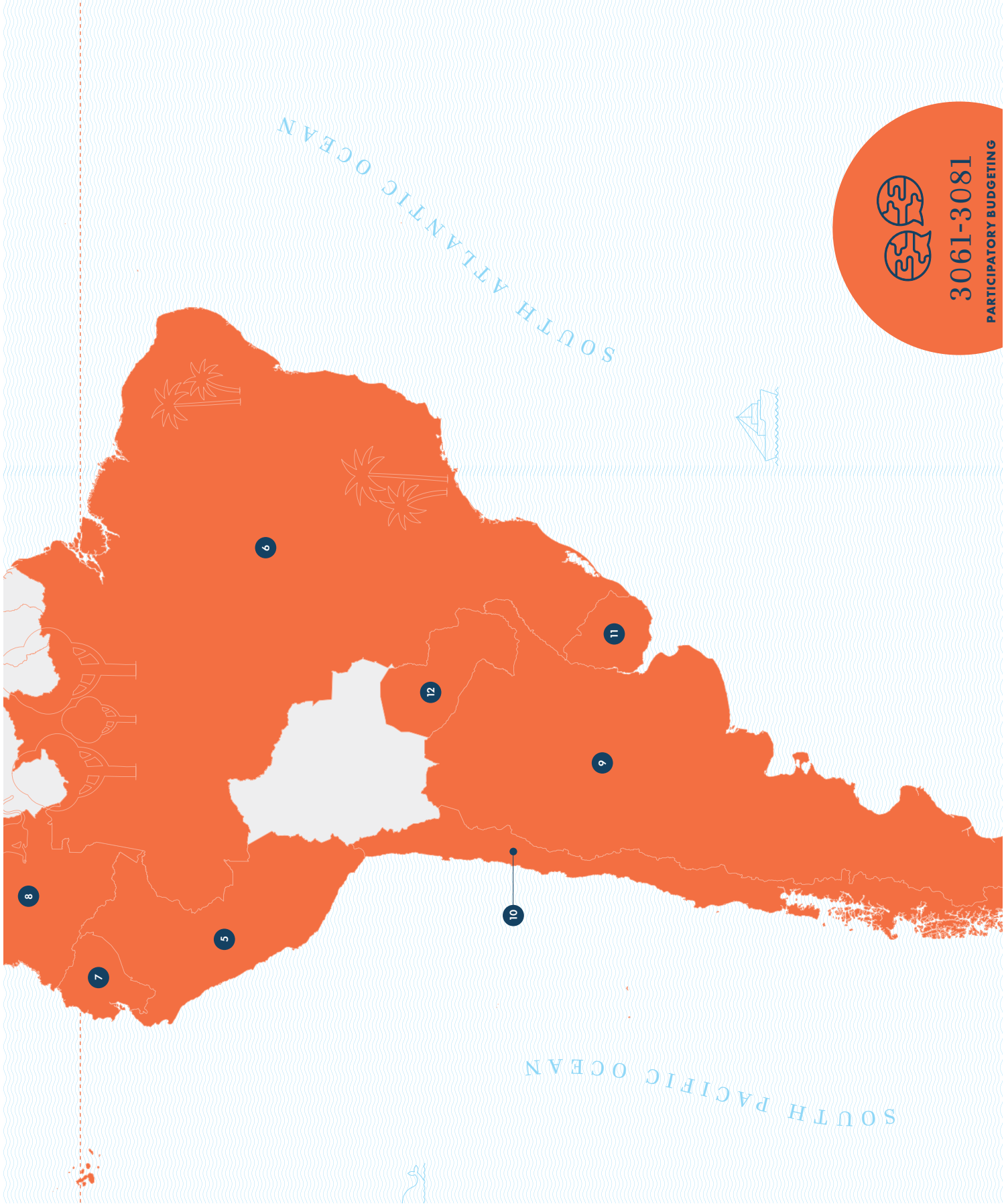


38
1,23%

4
0,13%


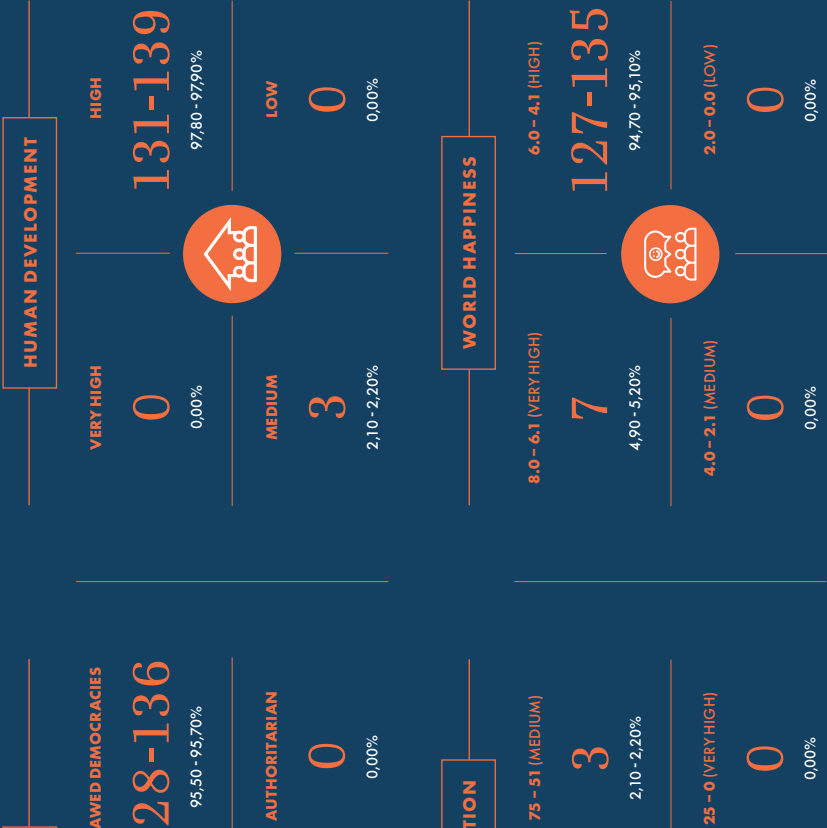
1
0,03%

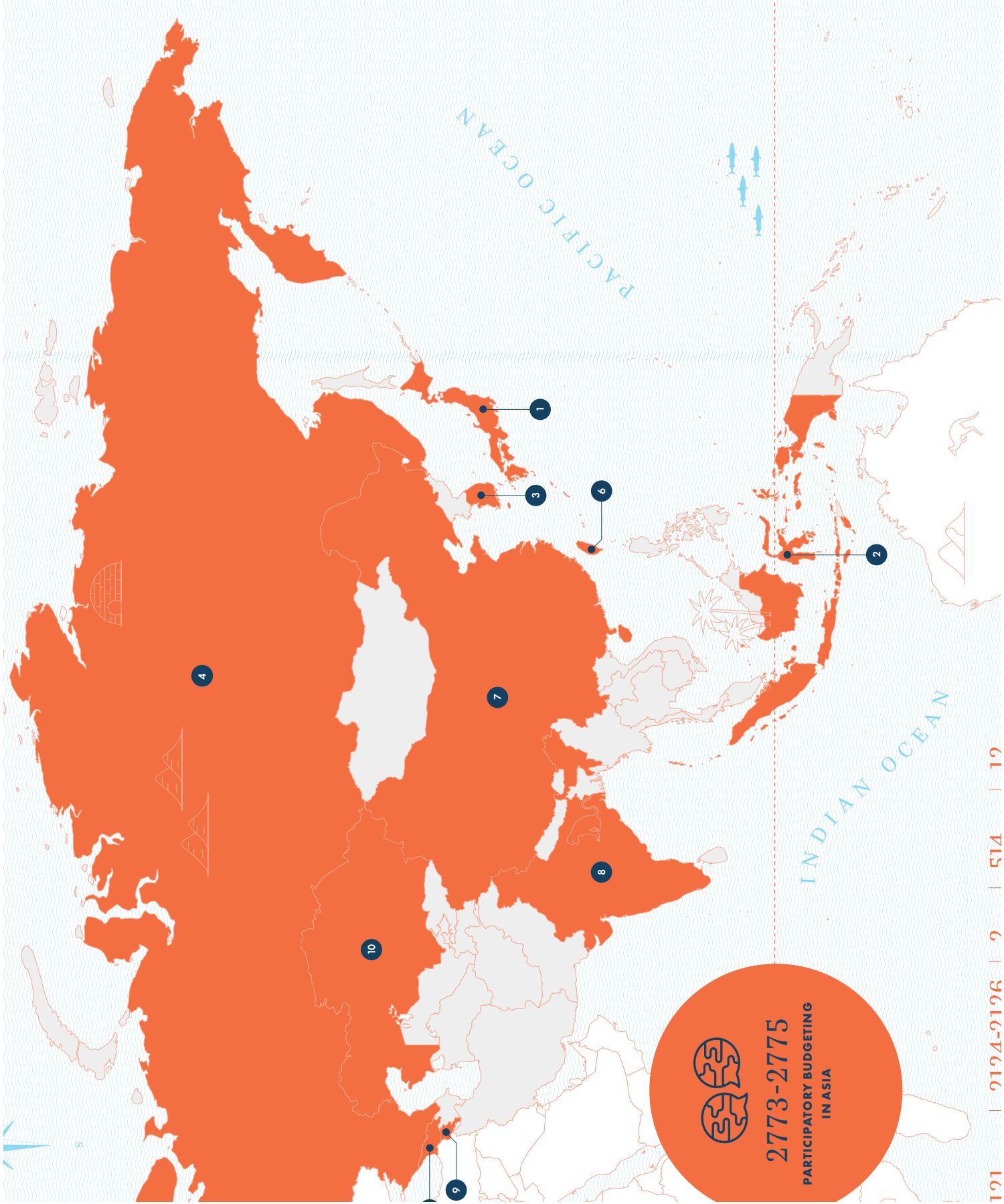




4	0,13%	HYBRID REGIME	0	0,00%	CORRECTION	100 - 76 (LOW)	0	0,00%	50 - 26 (HIGH)	3019-30	98,63 - 98,64%	HUMAN	VERY HIGH	110	3,57 - 3,59%	MEDIUM	0	0,00%	W	8,0 - 6,1 (VERY HIGH)	971-99	31,70 - 32,20%
---	-------	---------------	---	-------	------------	----------------	---	-------	----------------	---------	----------------	-------	-----------	-----	--------------	--------	---	-------	---	-----------------------	--------	----------------










Dialogue, Good governance & Transparency

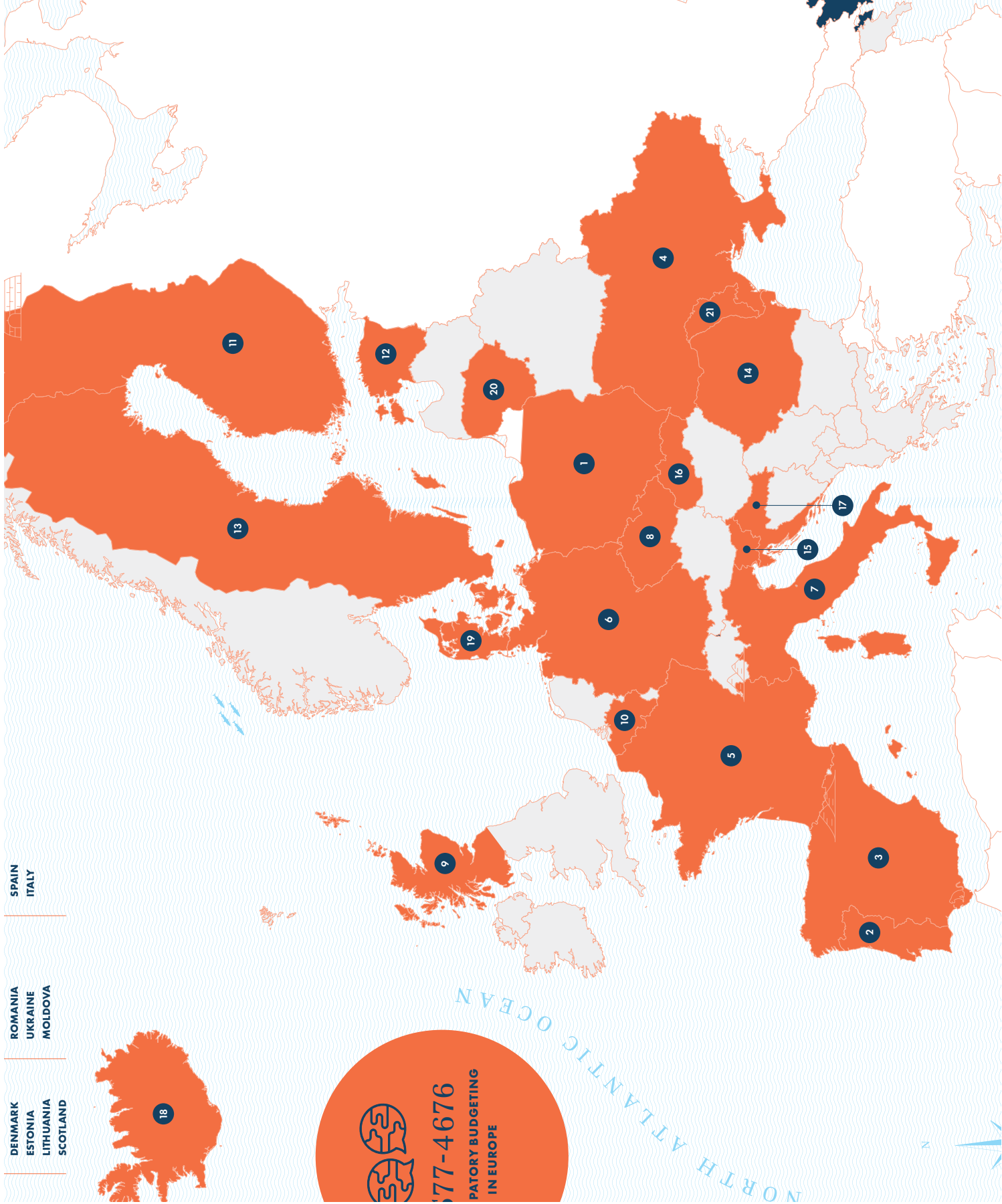




0	0,00%	HYBRID REGIME	12	0,43%	CORRECTION	100 - 76 (LOW)	0	0,00%	50 - 26 (HIGH)	643-64	23,20%	HUMAN	VERY HIGH	2230	80,70%	MEDIUM	516	18,70%	W	8,0 - 6,1 (VERY HIGH)	10	0,40%
---	-------	---------------	----	-------	------------	----------------	---	-------	----------------	--------	--------	-------	-----------	------	--------	--------	-----	--------	---	-----------------------	----	-------

Democracy, Participation
& Trust

1840-1860 40,20 - 39,78%	1686 36,80 - 36,06%	350-400 7,65 - 8,55%
1 POLAND	2 PORTUGAL	3 SPAIN
		
63 1,40 - 1,35%	50 1,10 - 1,07%	34 0,70 - 0,73%
7 ITALY	8 CZECH REPUBLIC	9 SCOTLAND
		
18-24 0,40 - 0,51%	17 0,37 - 0,36%	12 0,30 - 0,26%
13 SWEDEN	14 ROMANIA	15 SLOVENIA
		
5 0,11%	4 0,09%	2 0,04%



335-59	11,69 - 12,75%	HYBRID REGIME	202-21	4,41 - 4,53%	CORR	100 - 76 (LOW)	185-190	4,04 - 4,19%	50 - 26 (HIGH)	237-24	5,18 - 5,28%	HU	4375-44	95,59 - 95,47%	MEDIUM	0	0,00%	W	8,0 - 6,1 (VERY HIGH)	2663-27	58,18 - 58,85%
--------	----------------	---------------	--------	--------------	------	----------------	---------	--------------	----------------	--------	--------------	----	---------	----------------	--------	---	-------	---	-----------------------	---------	----------------

Democracy, Participation
& Trust

102

2,20 - 2,18%

6 GERMANY



20

0,44 - 0,43%

12 ESTONIA



6

0,10 - 0,13%

18 ICELAND



12-15

100%

1 AUSTRALIA







PARTICIPATORY BUDGETING WORLDWIDE

BETWEEN ASYMMETRICAL EXPANSIONS AND IDENTITY SHIFTS

by Nelson Dias, Sahsil Enríquez and Simone Júlio

A WORLD AT DIFFERENT SPEEDS

— It is not superfluous to repeat that Participatory Budgeting has become an unprecedented phenomenon. Its widespread dissemination over the course of three decades comes as a surprise to everyone. It is an initiative launched at local level, which has undergone many changes and adaptations during its journey around the world. From occasional experiences, practices of strong innovation and transformative potential, institutionalized public policies, and abusive uses of the terminology, Participatory Budgeting is now present in all continents. This significant expansion requires, however, a careful and critical look at the different territorial dynamics, to the extent that they are very useful for us to understand the contexts in which these processes have been emerging, as well as the motivations that are associated with them. Thirty years after the first experiences of Participatory Budgeting, the world registers the following continental trends.

EUROPE - THE GREAT EXPANSION

Global Positioning

Europe has played a major role in promoting these processes, especially in the last decade, by becoming the region with the largest number of cases currently identified, namely from 4577 to 4676, representing around 39% of all Participatory Budgeting cases identified worldwide. Domestically, Participatory Budgeting in Europe are distributed as follows: 46% in Eastern Europe, 46% in Southern Europe, 5% in Western Europe and only 2 to 3% in Northern Europe.

Highlights

Special mention deserves to be made at European level to:

The existence of three national Participatory Budgeting, the first worldwide, created by the Portuguese Government in 2017, namely the Participatory Budgeting for Portugal, the Participatory Youth Budgeting for Portugal and the Participatory Budgeting for Schools.*;

1. The establishment of a national Participatory Budgeting in Ukraine in September 2019. According to the publicly released guidelines, this first edition is close to the logic of a national regional development programme;
2. Poland, as the European country with the highest number of cases, namely from 1840 to 1860, a situation to which the creation of national legislation to encourage the development of these processes at municipal level contributed in a decisive way;
3. Spain, which after the structural crisis of Participatory Budgeting following the municipal elections of 2011, became the third country with the highest number of cases from 2016 to 2019, without any legal requirement to do so.

* This is more than national Participatory Budgeting. It is above all a government initiative that makes the implementation of Participatory Budgeting compulsory in all public schools of the third cycle and secondary schools. This policy has generated around 1500 small Participatory Budgeting spread throughout the country.

Corporate distribution

The dissemination of Participatory Budgeting in Europe, mainly triggered from the beginning of the new millennium, has been ensured by different types of institutions:

1. Approximately 62% of the identified processes are promoted by local governments, while approximately 34% are supported by other entities, and the leading role of educational institutions, in particular public schools, deserve to be highlighted at this level. This result is mainly due to the approximately 1500 Participatory School Budgeting existing in Portugal;
2. The dynamics of the European regional governments in promoting these processes are still modest, with only 9 experiences, 5 of which in Poland, 2 in Portugal, 1 in Slovakia and 1 in Ukraine;
3. There are 15 major European cities, with populations of more than 1 million inhabitants, which are currently developing Participatory Budgeting. The capital cities - national or regional - that have been involved with this dynamic in Europe are currently 39. Spain, with the PB in Madrid and in 23 other provincial capitals, has contributed much to this statistic.

Geographical context

Using the four international indexes analysed in this Atlas, it is possible to ensure that Participatory Budgeting in Europe are distributed as follows:

1. The vast majority, from 83 to 84%, is located in countries with **imperfect democracies**; approximately 12 or 13% in full democracies; while 4% in hybrid regimes;
2. Most of the cases, from 90 to 91%, are domiciled in nations with the **second lowest level of corruption**, namely the same level in which the democracies classified as imperfect are located, which in fact serves to corroborate the data provided in the previous paragraph;
3. The overwhelming majority of European Participatory Budgeting, some 95 to 96%, are located in territories distinguished with the **highest level of human development**;
4. From 58 to 59% of PBs in Europe are in countries with the **highest level of Happiness**. The remaining 41 to 42% are confined to the nations ranked at the second level of this index.

Keywords

Participatory Budgeting in Europe emerge mainly as instruments for deepening **democracy**, promoting **participation** and building **trust** between populations and institutions.

AFRICA – EXPANSION

Global Positioning

The spreading of Participatory Budgeting in the African continent has been characterised by a gradual but uninterrupted growth dynamic. This pace is determined by some essential factors, two of which stand out:

1. One of a structural scope, related to the ongoing processes of decentralisation - some more advanced and others still in their embryonic state - in order to create the institutional conditions necessary for the existence of local governments in the different countries, with greater or lesser budgetary autonomy and of technical and political resources, as well as of attributions and competences in the management of the territory;
2. The other, of a contextual character, is directly dependent on the presence of international cooperation agencies in the territory, which are crucial in convincing and providing technical support to political agents in each country. These actors have been decisive in

the introduction of Participatory Budgeting in Africa, particularly in the places where the institutional conditions indicated in the previous point exist or are being created.

Despite the marked vibrancy, there are also some setbacks on the continent, such as Mozambique, which, amid political hesitations and the financial crisis triggered in 2015, witnessed a decrease in the cases of the Participatory Budgeting process in the country. According to the work carried out by the different authors, it was possible to identify a range of 955 to 958 Participatory Budgeting in Africa, which represents about 8% of the total number of cases worldwide.

In domestic terms, the sub-region of Central Africa stands out with about 40% of Participatory Budgeting identified on the continent.

Highlights

According to the data obtained, the following data stand out:

1. Madagascar, as the African country with the largest number of Participatory Budgeting, namely 270, representing about 28% of the total number of processes identified in this region of the planet;
2. Angola, as the first country on the continent to create national legislation that makes the adoption of Participatory Budgeting compulsory for all municipalities. The Angolan case is also peculiar because it is the first nation in the world to legislate on this matter without having any remarkable previous experience in terms of its implementation. This decision takes place in a context that precedes the first democratic elections for municipal bodies, scheduled for 2020;
3. The existence of a national process in the Democratic Republic of Congo. According to the findings, this is mainly a so-called 'budget guidance seminar' organized by the Ministry of Finance, which enables the government to present the main lines of priority for the various sectoral policies and to gather contributions from the technical and financial partners and civil society organizations.

Corporate Distribution⁷

The expansion of participatory budgeting in Africa, particularly since the beginning of the new millennium, has been ensured by different types of institutions:

1. The vast majority of Participatory Budgeting identified in the continent, around 86%, are promoted by local governments in their different forms;
2. Some 11 to 12% of the processes are organised by other types of institutions;
3. Some 2 to 3% of reported cases are triggered by regional governments. Côte d'Ivoire stands out at this level, with more initiatives at this territorial level than at the local level;
4. A total of 28 national and regional capital cities are involved in the development of participatory budgeting in Africa.
5. 20 African cities with more than 1 million inhabitants were identified as promoting this type of initiative.

⁷ The data shown refer to 13 of the 24 African countries covered by the Atlas, namely: Madagascar, Mozambique, Angola, Egypt, Congo Republic, Democratic Republic of Congo, Benin, Senegal, Cameroon, Cote d'Ivoire, Niger, Togo, Burkina Faso. For the remaining 11 countries it was not possible to obtain detailed statistics, but only the total number of PB, namely: Morocco, Mali, Mauritania, Tunisia, South Africa, Zimbabwe, Kenya, Uganda, Tanzania, Ethiopia, Zambia.

Geographical Context

Considering the international indexes analysed in this Atlas, it is concluded that:

1. Approximately 50% of Participatory Budgeting in Africa is located in countries with **authoritarian regimes**; approximately 36% in nations with hybrid regimes; 14% in states with imperfect democracies. This is a stark contrast to the African context, as it is the only continent where most of the identified processes, some 85-86%, are based in countries considered non-democratic.;
2. Most African PB, around 69%, are located in territories with the **highest level of corruption**; the remaining 31% fall within the group of countries positioned at the third level of corruption, thus confirming the distinctive context of the cases developed in this region of the planet.;
3. About 61% of PB are located in territories with the **lowest level of human development**;
4. Approximately 65% of African PB are in countries with the **second highest level of happiness ranking**. The remaining 35% are confined to nations ranked third in the index.

Keywords

Given the context outlined above, Participatory Budgeting in Africa tends to be promoted mainly as an instrument for promoting **leadership**, broadening **participation** and enhancing the **transparency** of institutions.

NORTH-AMERICA – SLOW AND MODERATE GROWTH

Global positioning

The development of Participatory Budgeting in the North American continent involves different speeds in the three countries that form it. Canada and Mexico have expressed countless hesitations, with progress and setbacks in promoting this type of initiative. The growth witnessed in the last decade is mainly due to the leading role of the United States, which concentrates around 81% of PB in the region.

According to the data collected, North America currently has 178 Participatory Budgeting cases, which represent approximately 1.5% of the total number of PB in the world.

Highlights

1. The main highlight goes to the United States, whose PB emerging may be considered late, as the first initiatives date from 2009. Even so, over the last decade these processes have been growing, with 145 cases this year;
2. The first PB experience in the region was in Canada, a country that has, however, expressed strong resistance to the adoption of this type of initiative, and there is even stagnation at present;
3. Mexico is struggling with a weak willingness of its municipal institutions to implement PB and weak citizen engagement. In recent years, however, there has been a slight increase in the number of active cases in the country. Some Mexican states have created their own legislation on participation, and in certain cases, Participatory Budgeting is envisaged, which allows raising expectations for the future of these processes.

Corporate distribution

The region's distinguishing feature goes to the United States, as it is one of the few countries in the world where PB promoted by local governments are a minority on the national scene,

accounting for 48% of the total number of registered cases. Most of the current experiences, i.e. 52%, are developed by schools, and this number is expected to grow in the near future.

Geographical context

Taking as a parameter of analysis the four international indexes used in this Atlas, it is concluded that:

1. Around 92% of PB in the region are concentrated in states with **imperfect democracies**, notably in the United States and Mexico; the remaining 8% are Canadian PB, located in a fully-fledged democracy;
2. Approximately 81 percent of PB are headquartered in the United States, the country with the **second lowest level of corruption**. PB located in Canada are part of the group with the lowest level of corruption; the remaining 10% are Mexican PB, which are part of a country with the second highest level of corruption;
3. Removing the PB identified in Mexico, located in territory with a high level of human development, the remaining 90% are based in countries with the highest parameter of the index under consideration;
4. All North American PB are promoted in countries classified with the **highest level in the happiness ranking**.

Keywords

Based on the asymmetric context of the three countries that make up the region, this atlas considers that the majority of US processes, located in the United States, focus mainly on Participatory Budgeting as an instrument to promote **equity** in access to decision-making processes, to strengthen the **power** of citizens vis-à-vis institutions and of **inclusion** of the most excluded groups.

CENTRAL AMERICA AND THE CARIBBEAN - STAGNATION

Global positioning

This is one of the regions of the planet where Participatory Budgeting has least advanced, and may even define this scenario as one of stagnation. Among the 20 countries and their dependencies, it was possible to identify processes in only four, namely in the Dominican Republic, Costa Rica, Panama and Guatemala, representing approximately 1% of the world total. If we exclude the Dominican Republic, which accounts for around 95% of the cases identified, PB are practically non-existent in this subcontinent.

Highlights

There are essentially two highlights worth mentioning:

1. The creation of legislation that makes the implementation of participatory budgeting mandatory in all Dominican Republic municipalities. This was established in 2007, after several years of local experimentation that led to the emergence of 120 Participatory Budgeting cases between 1997 and 2006. The second-to-last revision of the Constitution of the Republic, carried out in 2010, allowed the PB to gain recognition in the country's Constitution. This was maintained in the 2015 revision. Despite the mandatory nature imposed by the law, not all Dominican municipalities have dedicated themselves to the adoption of the process. This is due to the fact that there is no penalty for defaulters.
2. The existence of a law in Panama that defines the obligation of the "Communal Councils"

to prepare the respective “Participatory Investment Budgeting” and to deliver them to the Municipal President by October 15 of each year, so that he may include in the municipal budget whatever is within his competence. Despite this framework and according to the data collected during the preparation of the Atlas, it was possible to identify only one operating PB experience in the country. This is an issue that deserves better attention in future projects.

Corporate distribution

All Participatory Budgeting cases identified in this region of the planet are promoted by local governments. These include 32 processes organised by capital cities. It is also worth noting the emergence, in May of this year, of a movement composed of more than 30 Dominican civil society organizations that advocates, in its manifesto, the implementation of mechanisms for citizen participation in the preparation of the national budget, as well as in monitoring its implementation. This is an issue to be closely followed.

Geographical context

The territorial distribution of Participatory Budgeting in Central America and the Caribbean, based on the international indexes included in this Atlas, is clearly influenced by the fact that the overwhelming majority of processes are concentrated in the Dominican Republic. Hence:

1. Some 96% of the cases are located in countries with **imperfect democracies**, notably in the Dominican Republic and Panama; 2% are part of a democracy considered full, in this case Costa Rica; the remaining 2% are part of a hybrid regime, i.e. Guatemala.;
2. Approximately 98% of PB are located in countries classified in the **second worst level of corruption**; the remaining 2% are part of the 2nd best in this index.;
3. Some 98% of PB are ongoing in territories with a **high level of human development**, the second on the scale of this UN index; 2% of cases have been identified in places with a medium level in terms of this analysis parameter.;
4. Some 95% of the cases are based in territories positioned in the **second level of the happiness ranking**, namely in the Dominican Republic. The remaining 5% are reflected in the highest level of this indicator.

Keywords

Based on the asymmetric distribution of PB in the region, the keywords chosen are mainly related to the way in which these initiatives are viewed in the context of the Dominican Republic. These are essentially processes aimed at promoting **participation**, improving the effectiveness and efficiency of **municipal management** and ensuring a redistribution of resources in order to promote greater **social justice**.

SOUTH AMERICA - REGRESSION

Global positioning

South America, a pioneer in the creation of Participatory Budgeting in the late 1980s, remained the region with the highest concentration of processes for nearly 27 years. The scenario observed in the last three years points to a regression dynamic, which is largely due to what happened in Brazil, with a significant crisis in participatory processes, caused by changes in majority political options at the municipal, state and federal levels. The South American continent currently comprises around 3061 to 3081 PB, which represents about 26% of the total number identified worldwide.

Highlights

There are essentially five situations to be highlighted in this region of the world:

1. The huge PB crisis in Brazil, with a drastic reduction in the number of cases, especially after the 2016 municipal elections. The Brazilian Participatory Budgeting Network is inactive and the country does not have an updated accounting of existing experiences;
2. The existence of national legislation in Peru, established in 2004 and revised in 2009, which made it compulsory for all municipal and regional governments to adopt the PB. For this reason, the country concentrates about 68% of the continent's PB;
3. The creation of national legislation in Ecuador in 2010, which makes implementation of the PB compulsory for the 221 municipalities and 24 regions, thus becoming the second country in the region to legislate on the matter;
4. The difficulties of PB expansion in Chile. Former President Michelle Bachelet even set a goal for her second term, which ended in 2018, to increase these processes, setting the goal of achieving the 100 active initiatives in the country. The resistance of the vast majority of municipalities keeps Chile quite far from this number;
5. The expectation that the Peace Agreement in Colombia, signed in 2016, will create the political, institutional and social conditions that drive participatory processes at the budgeting and planning levels. This is, in fact, an explicit theme in the text of the Agreement, with the Government committing itself to concrete actions to encourage the development of participatory budgeting in the country.

Corporate distribution

The overwhelming majority of the processes identified in the region, i.e. around 97%, are promoted by local governments. Only about 2% correspond to regional Participatory Budgeting. There are 65 initiatives, of which 49, or 75%, belong to Peru and Ecuador, both of which have defined these processes through a legal requirement.

It is also worth mentioning the existence of experiences involving other types of entities, in particular public schools. These represent around 1 to 1.5% of all PB identified in the region. According to the data collected, 17 cities with more than 1 million inhabitants are involved in the development of PB on the continent. A further 51 capital cities - national, state and regional - committed to these processes were also identified.

Geographical context

On the basis of the indexes developed in this Atlas, it is concluded that:

1. Excluding the 4 PB identified in Uruguay, a country with a democracy considered full, all the others, i.e. 99.8%, are located in **imperfect democracies**;
2. The overwhelming majority of cases, i.e. 98.6%, are integrated in the **second worst level of corruption**. This is a particularity of South American imperfect democracies, as the levels of corruption are higher when compared to other countries with imperfect democracies. Only 1.4% of PB are developed in countries with the second-best level of corruption;
3. A very significant expression of PB, i.e. 96.4%, is based in countries with a **high human development index**;
4. Some 68% of the cases are located in territories positioned in the **second level of the happiness ranking**. The remaining about 32% are located in countries with the highest level in this parameter of analysis.

Keywords

South America is perhaps the region of the planet with the greatest transformative ambition

in Participatory Budgeting. These have emerged in some places as a counter-cyclical action, which aimed to tackle numerous problems that afflicted the region. These processes were thus positioned as instruments for the construction of a high-intensity **democracy**, for the **fight against corruption** by the political elites, and for the fairer redistribution of public resources, that is, for the promotion of greater **social justice**.

ASIA - DISCONTINUOUS DEVELOPMENT

Global positioning

The emergence of Participatory Budgeting in Asia can be classified as late and marked by discontinuous development. The logics of implementation and the models often associated with these processes on the continent are closely linked to the history of the region, the current regimes and the dominant political and social rationales. According to the data collected, Asia currently accommodates from 2773 to 2775 PB initiatives, which represents about 23% of the total worldwide. At the domestic level, the East Asian sub-region stands out, with around 77% of all PB identified in the continent. These results must be treated with some caution because, on the one hand, they do not take account of the initiatives known to exist in countries with Thailand, Bangladesh and Sri Lanka and, on the other, they are strongly influenced by Japan's figures. Once the conceptual adjustments have been made and the PB has been accommodated to the logic of the regimes that prevail in the region, this is a continent from which it is expected that Participatory Budgeting will exponentially increase in the coming years.

Highlights

Numerous highlights deserve special attention in this region of the planet:

1. From 2012 to 2016, the Philippines developed Bottom-Up-Budgeting (BuB) as a national program designed to give a voice to civil society in defining projects, reaching more than 1500 cities and financing almost 55,000 investments. Taking into account the model designed, it can be extrapolated that this was perhaps the first attempt to conceive a PB at the national level, with its specificities, qualities and failures, since the budget allocated was set by the government of the country, the consultation process took place in almost all the territory and the implementation of investments was done in a decentralized manner;
2. The Russian Federation, which has 120 active PB, has justifiably paid particular attention to the very significant investment in the triggering of the regional PB, with 55 cases currently being reported, which corresponds to 46% of the total number of initiatives underway in the country;
3. Indonesia was the first Asian country to create legislation to make PB (musrenbang) mandatory at the local level. In addition to the 514 cities, there is also an expectation to expand the process to 74 thousand villages in the country, which, if it were to happen, would determine an enormous growth of these initiatives in the country and in the world.;
4. South Korea was the second state in the region to enact legislation linking its 243 municipalities to the development of the PB. It was also the second nation in the world to create a process of PB at the national level, which, among other things, assumed the fact that it was implemented on the basis of a methodology of mini-group representing the population of the country;
5. Japan, the country where the traditional PB model, based on the presentation and voting of projects by individual citizens, was not successful. According to the data collected, there are several approaches currently underway in the country, with emphasis on the preference of Japanese local governments for participatory methodologies involving civil

society organizations. However, PB data in the country reach very significant numbers due to the fact that the national government has legislated on the possibility of citizens paying their local taxes to municipalities where they do not live, as a way to help the territories that suffer from depopulation. It is a policy of appealing to the feelings of belonging of the population to the places where they were born, giving rise to the name “*furusato*” (home town)³. The measure faces a huge controversy, as the large population municipalities began to have very significant drops in revenue, while smaller local governments began to allocate offers to citizens who decided to offer them their taxes. According to Akira Matsubara⁴, this process takes the form of a PB insofar as of the 1788 municipalities that decided to institute this “hometown tax”, 1708 allow the taxpayer to choose how the government of the territory should spend that money. This is a reality that deserves more careful analysis in future studies on Participatory Budgeting.

Corporate distribution

The overwhelming majority of PB identified in the continent, or about 98%, are developed by local governments. Only about 2% are promoted at a regional level, highlighting the decisive role of the Russian Federation in this dynamic, bringing together 55 of the 57 practices identified. It is also worth highlighting the existence of 2 national PB, one in South Korea and the other in Taiwan, the second of which is a thematic initiative dedicated to culture. According to the data collected, the region has 29 Participatory Budgeting cases developed by cities with more than 1 million inhabitants and 15 driven by capital cities.

Geographical context

Again, with Japanese supremacy as the determining variable in numerical terms, around 95% of PB in the region are located in countries with **imperfect democracies**, while the remaining 5% are territorially confined to states considered authoritarian.

Approximately 77% of identified cases are developed in countries ranked **second best in the corruption ranking**; the 23% are at the next lowest level, i.e. the third worst in this index.

About 81% of Asian PB belong to countries that have a **very high level of human development**; less than 1% are part of nations with high levels of HDI; the remaining about 18% have average levels in terms of the index under analysis.

More than 99% of PB on the continent are based in territories positioned at the **second highest level of the happiness ranking**.

Keywords

The Asian continent has quite different purposes among countries with regard to the development of Participatory Budgeting, which makes it difficult to define consensual Keywords that help to understand the way in which these processes are viewed. It is still possible to say that these initiatives tend to serve mainly as instruments to promote dialogue between administrations and citizens, to strengthen **good governance** and **transparency**.

OCEANIA - STAGNATION

Global positioning

There is no precision as to the emergence period of Participatory Budgeting on the continent, and the first references to the concept are to the case of Christchurch in New Zealand

during the 1990s. This was a practice that aimed to strengthen the country's leading role on the international stage in terms of budget transparency, adding the dimension of citizen participation to public information. This experience, now extinct, was very important in the contagion of German local governments that were inspired by it to create the first experiences of PB in the country, with a consulting bias and very oriented towards the modernization of municipal public services.

Among the 14 countries and 9 dependencies that make up Oceania, it was only possible to identify today the existence of Participatory Budgeting in Australia, the most populous and extensive territory in the region. According to the data collected, the country has between 12 and 15 cases, which represent about 0.1% of the world total.

Highlights

The emergence of PB in Australia is very late, with the first documented process taking place in 2012 in Canada Bay. While Australian practice has sought to highlight some similarities with those conducted in other Western democracies, it is possible to see variations in methodologies resulting from local government efforts to adapt the process to their realities. These include, for example, the following:

1. The one-off nature of the practices, with few repeating participation cycles beyond one edition;
2. The allocation of 100% of the budget to the participatory process;
3. The use of groups of citizens selected according to representative methods, who should draw up a proposal for priority investments for the territory;
4. The process conducted in order to obtain recommendations from citizens on investment priorities for the period of 1, 4 or even 10 years.

Corporate distribution

According to the data obtained, Australia currently concentrates around 9 local PB, 2 regional and 2 in cities with more than one million inhabitants, namely Melbourne and New South Wales, which are simultaneously capital cities.

Geographical context

All identified PB are located in a context of full democracy, with the best ranking of corruption, a very high rate of human development and one of the highest scores in the parameters that measure happiness.

Keywords

It can be considered that the purposes of Participatory Budgeting in Australia are similar to those observed in several European democracies, which is why they emerge mainly as instruments for deepening **democracy**, promoting **participation** and building **trust** between populations and institutions.

A DISSEMINATION GUIDED BY DISTINCT AND SOMETIMES ANTAGONISTIC PURPOSES

— The data collected allowed us to identify the existence of 11690 to 11825 Participatory Budgeting cases in the 71 countries covered by this Atlas. These figures should be handled cautiously and without the ambition of being an absolute and unquestionable truth. The results achieved have an enormous margin of certainty in the overwhelming majority of countries, but doubts must be assumed in some contexts. Among these, the most prominent is Japan due to the atypical methodological approaches associated with the practices identified as PB. Japan's experience is as high as 1865, i.e. around 15% of the world's total number of PB, making it the second country with the largest number of initiatives and the first without any kind of legal requirement on the adoption of PB by local governments or others.

Brazil is another case that deserves particular attention in the calculations. The data presented are for 2016 and point to the existence of 436 local initiatives (3.7% of the world total), however, prior to the enormous setback that PB have experienced after the municipal elections that took place that same year. It is not possible today to know how many active PB there are in the country, and it is expected that the survey currently underway will confirm a significant reduction in the number of cases.

Spain is the third case that deserves special attention. There is no rigorous and consensual accounting on the PB existing in the country since the 2015 municipal elections, leading to some speculation on the active cases in the present. The data indicated by the authors point to the existence of 350 to 400 cases, which represent about 3% of the world total. However, waiting is necessary to know if the results of this year's local elections, held during the preparation of this Atlas, will produce or not changes in the Participatory Budgeting scenario. Excluding the three aforementioned cases, on which doubts are assumed, there is also the certainty that this Atlas does not include all the Participatory Budgeting cases in the World, which is why it is expected that between the possible excess recorded in the figures and the absences verified, a certain balance can be achieved in the statistics presented.

Regardless of the abovementioned considerations, the data produced are robust enough to allow some conclusions to be drawn on the main trends in the world, as set out below. In the first place, it can undoubtedly be concluded that there has been a huge worldwide expansion of PB, exceeding the expectations of the most optimistic. However, it is important to clarify that this is an unbalanced dissemination, both in the territories covered and in the purposes that sustain the emergence of these processes, with direct implications for participatory models and certainly for the associated deliberative quality.

According to the data, the vast majority of Participatory Budgeting cases in the world, around 85%, are based in 31 countries with imperfect democracies, 12 of which are in Europe, 7 in South America, 5 in Asia, 3 in Africa, 2 in North America, and 2 in Central America. The remaining PB are distributed as follows: 5% in states with authoritarian regimes; 4 to 5% in nations with fully-fledged democracies; 4 to 5% in countries with hybrid regimes. The big surprise is that there are more Participatory Budgeting cases in territories where political, civil and other freedoms are non-existent or limited, than in those where the best democratic principles apply.

Focusing on the 11 countries with fully-fledged democracies, it is clear that gather a total range of 535 to 596 Participatory Budgeting cases. These include 350 to 400 cases in Spain and 102 in Germany. These two states account for 65 to 67% and 17 to 19% of the total PB of this group of nations, respectively. There are still about 15 to 16% of initiatives disseminated by

the remaining 9 countries. Added to this reading is the fact that the overwhelming majority of German processes are consultative in nature, which further reinforces the idea of some resistance from full democracies to adopt PB as a practice. This is certainly one of the data in this Atlas that can cause the reader to be more startled and questioned. There are no scientifically proven arguments to explain these trends, but it is still possible to launch some research hypotheses for future work on the subject.

Full democracies, because they consider themselves to be stable, because they have been able to provide good living conditions for their populations, and because they enjoy high levels of trust in their institutions, may not see the PB as a very relevant tool or at least an answer to problems they might face.

In hybrid and totalitarian regimes, despite their differences, the use of participatory budgeting can be a way of demonstrating a stance of “good intentions” and “dialogue” on the part of the elites who lead the institutions, contributing to a certain social and political peace, and of promoting principles of good governance and an image of openness and transparency in the management of public resources. In general, Participatory Budgeting is promoted in these contexts without ever resorting to the word democracy. In situations such as these, the PB is not regarded as a counter-cyclical instrument, to which may be associated a transformative ambition of reality and a project of political and social democratisation, but rather as a tool for the legitimisation of the regime. This does not mean that Participatory Budgeting and its results are the fruit of manipulation. There are no concrete elements for such an affirmation. On the contrary, they may constitute a conscious ceding of government institutions, thus seeking to derive political and social benefits.

A critical analysis of the history of Participatory Budgeting allows us to launch the idea that South America was probably the region on the planet with the greatest transformative ambition in these mechanisms. They were associated with an effective project of social and political change, in defence of a high-intensity democracy, of reversing the logic of power, of effectively fighting corruption and inequalities, among other issues. The transposition of this ideal into the world was not at all possible, which is why the PB was disseminated through selective use - sometimes excessively so - of its purposes and aspirations, removing its real capacity for transformation. This is what justifies the fact, for example, that in Europe the PB has devoted itself mainly to rebuilding trust between citizens and institutions, and less to fighting corruption and inequalities, extracting from it the transformative dimension of the institutions themselves. The accommodation provided allows governance models to function mostly in the traditional way and at the same time to promote participatory budgeting. It is this same reading that also allows us to understand how the PB has been accepted in countries with authoritarian governments. In these countries there is no transformational objective, but rather an ambition to legitimise the current order and regime.

The adaptation of PB to such different contexts, serving even conflicting purposes, is one of the hallmarks of the broad dissemination of these participatory processes over three decades. The PB has thus changed its identity according to the contexts of incorporation. It is an innovation that has lived on the margins and that has lost intensity and transformative ambition when transformed into mainstream public policy. Probably it could not be any other way for PB to achieve such projection and acceptance in all political circles. This is by no means a defeatist view of the potential of this instrument. The intention of associating the PB with a broader project of creating more intense logics of living democracy and building community has given way to other ambitions, certainly less radical or utopian, but equally transformative of certain dimensions of politics, public administration and society. No other instrument, of which there is memory, has had this capacity to mould itself to such

diverse contexts, some of which represent the very negation of the ideals of PB. This is above all a mark of the vitality of PB as a concept. It has not been lost. It has travelled the world, reinvented itself in countless ways, changed the lives of many people, conquered very diverse players, spawned countless international cooperation and continues to thrive.

The cross-analysis between the territorial distribution of PB and the Corruption Perception Index reinforces the arguments put forward, as the majority of cases, i.e. around 57% of the world total, are located in 26 countries positioned in the two best levels of that index, which globally coincide with imperfect democracies; 37% in the third and only 5 to 6% in the lowest level, that is, in the worst in terms of corruption. While it is certainly a concern of some PB around the world, combating this problem has not been the main motivation for these initiatives. The transformative project associated with the first Participatory Budgeting also included a deliberate intention to fight social disparities, to ensure a fairer redistribution of resources and to promote more equal access to essential public services. Based on this principle and using the United Nations Human Development Index (HDI), it is noted that the majority of PB in the world, or 59%, are located in 29 countries with the highest level of HDI. About 28% of PB are based in 15 nations with the next level, classified by the organizers as “high”. Only 8% and 5% of PB belong to contexts with medium and low HDI levels, integrated respectively in 10 and 15 states. This fact reinforces the hypothesis that this transformative dimension of PB has also been lost in many places where the process has been taking place, with its purposes dedicated to other, probably less ambitious, dimensions.

The use of the happiness ranking in this Atlas is due to the renewed interest that immaterial units of measurement may have in the formulation of public policies, escaping a little from the traditional Gross Domestic Product, among other more conventional statistical indicators. The literature on the relationship between happiness and citizen participation is very scarce and inconclusive in many aspects. This is, therefore, another path of research that is intended to challenge from the Atlas. Are, for example, PB contributing to the strengthening of the happiness of the population and, in this way, increasing their participatory commitment? If we do not have answers to these and other questions, it remains for the moment to understand how Participatory Budgeting in the world is distributed based on the happiness ranking, produced by the United Nations Sustainable Development Solutions Network in partnership with the Ernesto Illy Foundation. The data obtained allows us to conclude that the majority of the processes, around 64%, are located in countries positioned in the second level of the index under analysis. Approximately 34% of the cases refer to PB that occur in states with the highest level of happiness, while only 2% of the cases are located in nations integrated in the third and penultimate level.

After a cross-sectional analysis of the four indexes, it stands out as a majority trend the fact that there is a greater concentration than any other Participatory Budgeting in States with imperfect democracies, which allows us to hypothesize that the correction of some imperfections of this system of government, such as the breakdown of trust in institutions, continues to be the main driving force for the dissemination of these processes throughout the world, much more than the fight against corruption and inequality. Other purposes are not excluded, as explained before, but this seems to be in fact the majority.

In global terms, it can be affirmed that the privileged territory for the affirmation of Participatory Budgeting in the world is the one that has the characteristics of an imperfect democracy, is located in the second best level of fight against corruption, has a very high human development index and is positioned in the second level of the happiness ranking.

the 1990s, the incidence of *S. flexneri* infections has increased in the United Kingdom [10]. In the United States, *S. flexneri* has been reported as the most common serotype of *Shigella* isolated from patients with shigellosis [11].

There is a paucity of data on the epidemiology of *S. flexneri* in the United Kingdom. In the 1970s, *S. flexneri* was the most commonly isolated *Shigella* serotype from patients with shigellosis in the United Kingdom [12]. In the 1980s, *S. flexneri* was the most commonly isolated *Shigella* serotype from patients with shigellosis in the United Kingdom [13].

In the 1990s, *S. flexneri* was the most commonly isolated *Shigella* serotype from patients with shigellosis in the United Kingdom [14]. In the 2000s, *S. flexneri* was the most commonly isolated *Shigella* serotype from patients with shigellosis in the United Kingdom [15].

In the 2010s, *S. flexneri* was the most commonly isolated *Shigella* serotype from patients with shigellosis in the United Kingdom [16]. In the 2020s, *S. flexneri* was the most commonly isolated *Shigella* serotype from patients with shigellosis in the United Kingdom [17].

In the 2030s, *S. flexneri* was the most commonly isolated *Shigella* serotype from patients with shigellosis in the United Kingdom [18]. In the 2040s, *S. flexneri* was the most commonly isolated *Shigella* serotype from patients with shigellosis in the United Kingdom [19].

In the 2050s, *S. flexneri* was the most commonly isolated *Shigella* serotype from patients with shigellosis in the United Kingdom [20]. In the 2060s, *S. flexneri* was the most commonly isolated *Shigella* serotype from patients with shigellosis in the United Kingdom [21].

In the 2070s, *S. flexneri* was the most commonly isolated *Shigella* serotype from patients with shigellosis in the United Kingdom [22]. In the 2080s, *S. flexneri* was the most commonly isolated *Shigella* serotype from patients with shigellosis in the United Kingdom [23].

In the 2090s, *S. flexneri* was the most commonly isolated *Shigella* serotype from patients with shigellosis in the United Kingdom [24]. In the 2100s, *S. flexneri* was the most commonly isolated *Shigella* serotype from patients with shigellosis in the United Kingdom [25].

DISSEMINATION IS ALSO SYNONYMOUS WITH DIVERSIFICATION OF PLAYERS AND SCALES

– The international expansion of Participatory Budgeting has also benefited from other trends, namely:

1. The growth of the processes promoted by other groups of players or types of institutions, other than traditional local governments. These include public schools, community groups in countries with embryonic decentralization processes and other private entities, such as agencies, companies and associations. These processes currently account for about 15% of all PB in the world. Portugal and the United States of America play an important role in this field, as they are the only two countries where there is a majority of experiences promoted by schools. The number of processes led by local governments is lower in these two cases.
2. The strengthening of practices on a higher territorial and institutional scale. According to the survey, there are 7 national and 158 regional Participatory Budgeting cases in operation in the 71 countries that make up the Atlas. The first are based in Portugal (3), Ukraine (1), South Korea (1), Taiwan (1) and the Democratic Republic of Congo (1). The latter are scattered a little throughout all the regions of the planet, with emphasis to the Russian Federation (55), Peru (25) and Ecuador (24). South America is the continent that concentrates the largest number of cases at the regional level, namely 65, which corresponds to about 41% of the total.
3. The leading role of cities. At this level, capital urban areas and those with populations of more than 1 million people deserve special mention. According to the diagnosis made, 175 Participatory Budgeting cases were identified, operating in capital cities - national and regional - in 38 countries, and 93 large cities in 33 countries. The role of these local governments is preponderant in the dissemination of PB, as it increases the public and sometimes media visibility of these initiatives and serves as an example and incentive to others. North America is the continent with the highest proportion of POs in large cities compared to the total of those promoted by local governments, namely 9 in 1998, which corresponds to 9.2%. A comparative analysis of the different countries shows that China is the one with the highest proportion at this level, with 4 PB operating in these territories, in a total of 5 to 7 cases. Egypt is followed by 3 major urban areas involved in the PB, out of a total of 8 to 10 initiatives.

THE EXPANSION IMPOSED IN SOME TERRITORIES

— Another of the variables taken into account in the analysis of the dynamics of international dissemination of Participatory Budgeting is the emergence of national laws that frame the creation and development of these processes. According to the study carried out, it was possible to identify nine countries with legal frameworks alluding to the theme, as shown below.

PERU

It was the first country in the world to legislate on Participatory Budgeting in 2003, making them mandatory for all municipalities, provinces and regions. The initial regulatory framework was revised in 2008 and 2009, introducing more precise elements of the methodology, with details for each phase of the process. The mechanism foresees the possibility of co-financing PB projects by the population/civil society, through contributions in labour, materials, money, among others. The PB is provided for in the Constitution of the Republic.

INDONESIA

It was the second country in the world and the first on the Asian continent to legislate on Participatory Budgeting in 2004. The PB, locally called Musrenbang, emerges as part of the law defining the National Planning and Development System, where it is referred to as a bottom-up planning and budgeting mechanism.

Later, in 2014, a new legislative initiative stipulates that the National Government is obliged to transfer 10% of its revenue to the country's 74,000 villages, giving guidelines for these resources to be locally defined within a PB process. This situation will imply a huge expansion of this mechanism in Indonesia, with very broad statistical implications on the international scene. The legal framework does not define methodological specifications or regulatory mechanisms for PB. However, it provides for the involvement in the process of elements of local governments, professional associations, universities, non-governmental organizations, entrepreneurs, religious leaders, among other active agents of the territories.

DOMINICAN REPUBLIC

It was the second country in Latin America to create specific legislation on the subject, more precisely in 2007, with the creation of the so-called "Municipal Participatory Budget System". The legal framework requires all Dominican municipalities to adopt the process, including a detailed methodology and a description of the actions to be taken in each phase. The law also defines that 40% of transfers from the State Budget to each municipality should be allocated to the PB. The PB gained constitutional status in the Dominican Republic in 2010, and was maintained in the revision of the Magna Carta in 2015.

POLAND

It was the first European country to legislate on participatory Budgeting at a national level. It was in 2009, through an incentive law, called the Solecki Fund. This law targets the rural areas with the lowest administrative level of Polish local government, offering the possibility to increase the funds allocated to them, provided that these are decided by the population. Further legislative developments in 2018 made PB compulsory in 66 cities, as well as an option for the remaining local and regional governments of the country. This new, variable-geometry legal framework creates the expectation of a gradual change in the PB landscape in Poland in the coming years.

PANAMA

It was the third Latin American country and the second in Central America to legislate on the subject, although in a very indefinite way. The law of 2009, which frames the decentralisation process, foresees that the Juntas Comunes - a kind of community council - must prepare their Participatory Budget and deliver it to the Alcalde, by October 15 of each year, to integrate the investments that are their competence in the budget of the Municipality.

This law was revised in 2015, with no changes to the previous framework with regard to the PB. This is a reality that deserves better attention in the future.

ECUADOR

Ecuador was the fourth Latin American country and the sixth in the world to legislate on the subject. It was through the creation of an Organic Law on Citizen Participation in 2010 that the implementation of the PB by all regional, provincial and municipal governments was mandatory, and that it should be progressively adopted at the national level.

Without defining a specific PB system in this legislation, with details on its methodology, non-compliance in its adoption by any regional, provincial or municipal government may generate political and administrative responsibilities.

SOUTH KOREA

It is the second Asian country to adopt a national legislation that obliges municipalities to prepare and implement the PB. This is part of the Local Finance Act of South Korea, dated 2011. The defined article does not describe methodological mechanisms or specific actions to be taken.

Under the National Finance Law, the legal bases for the Government of the Republic to implement the PB at the national level were established.

PORTUGAL

It was the first, and so far, the only country in the world to put in place a national legislation defining the mandatory implementation of the PB by all public schools from the 7th to the 12th year of high school. Thus, it is clear that the legal framework defined is not intended for local government bodies, as was the case in the aforementioned states.

The legislation in question, from 2017, is an initiative of the Ministry of Education and sets out the specific methodological procedures that should be adopted by the relevant schools.

ANGOLA

This is the first African country to legislate on PB. The regulatory framework dates from July 2019 and establishes, on the one hand, the annual amount to be transferred from the State Budget for each municipality to apply in the PB, and, on the other, institutionalizes the process at the local level, by outlining the operating rules and the methods to be adopted.

According to this legal framework, the PB becomes mandatory for all municipalities and other equivalent administrative entities.

	Legal Framework	Type of Framework	Level of Detail	Year	No. of PB Covered	Other
Ecuador	1) Organic Law on Citizen Participation (y/n); 2) Constitution of the Republic.	1) Articles 64 and 67 to 71, among others, state that PB will be implemented immediately in regional, provincial, municipal, special regimes and, gradually, at a national level; 2) In article 100, it provides for the participation of citizens in the preparation of participatory Budgeting at the different levels of government.	1) The purpose of the Organic Law is to promote, foster and guarantee the exercise of participation rights. No specific legal regimes have yet been created on the PB, as provided for in the Organic Law.	1) 2009; 2) 2008.	1) 221 local and 24 regional PB were identified.	The Organic Law defines that non-compliance with the obligation to carry out the PB will imply the taking on of political and administrative responsibilities.
South Korea	1) Local Finance Law (y/n); 2) National Finance Law (y/n).	1) Lays down the obligation for local governments to prepare and implement the PB; 2) Creates the legal basis for the Government of the Republic to implement the PB at a national level.	Both legislations do not define any methodological mechanisms or concrete actions to be developed.	1) 2011; 2) 2017 (latest version).	1) 243 municipalities; 2) Government of the Republic	
Portugal	Ministerial Order 436-A/2017 of the Minister of Education, establishing the Participatory Budget for Schools.	Sets out the compulsory nature of the PB for public schools with primary and/or secondary school children.	The Order specifically outlines the PB approach that schools should adopt.	2017	1550 schools. According to data from the Ministry, some 90% of the schools are adopting the PB.	This is an initiative of the Government of the Republic that links public schools with students in the 3rd cycle of primary and/or secondary education to make the PB.
Angola	1) Presidential Decree 234/19, of July 22; 2) Presidential Decree 235/19, of July 22.	1) Establishes the annual amount to be transferred from the state budget for each municipality to dedicate to the PB; 2) It institutionalises the PB at the municipal level and defines the rules of operation and the methodology of the process.	The decrees specifically set out 1) the value to be allocated to the PB in each municipality, and 2) the methodology of the process, with the different phases and actions to be developed.	Both Decrees are of July 22, 2019	It covers the 164 Angolan municipalities.	

These nine countries represent between 6773 to 6801 Participatory Budgeting cases, which correspond to approximately 58% of the world total. This is, undoubtedly, the element that has had the greatest influence on the significant expansion of these processes. Without these impositions and incentives, the universe of PB would be from 4917 to 5024 initiatives. This can act as a kind of barometer to help measure the political will that underpins the development of PB worldwide. This supports a little over 40% of the current active cases, significantly reducing the spread of this phenomenon, with different implications for different continents. It is true that the laws dedicated to PB also result from the political will of the legislator but not necessarily of the implementers.

TABLE 2 % of Participatory Budgeting legislated in the total processes by continents, 2019

Continents	Countries with laws	% PB based on national laws	% PB based on political will
Africa	Angola	17	83
Central America and the Caribbean	Panama, Dominican Republic	95	5
North America	--	0	100
South America	Peru, Ecuador	76	24
Asia	South Korea, Indonesia	27	73
Europe	Poland, Portugal	74	26
Oceania	--	0	100

The displayed data show some curious trends:

1. The African continent, where 50% of the PB identified are based in countries with authoritarian regimes, has 83% of the cases based on the political will of its authorities. The only existing legislation was created this year in Angola, a state classified as authoritarian in the democracy index;
2. Central America and the Caribbean is the region of the planet in which almost all PB are the result of legal imposition, so it is possible to consider this as the continent whose political will of local elected representatives is the least permeable to this type of democratic innovation;
3. North America and Oceania are the regions where, to date, no national legislative initiatives on Participatory Budgeting have been taken;
4. South America, a pioneering territory in the creation of these processes, currently bases about 76% of its cases on two countries with legal rules on PB. This means that only 24% of the South American PB is supported by the political will of its advocates. This figure may actually be higher, since the data used to define the situation of PB in Brazil are from 2016, and certainly higher than today's reality;
5. Asia has two countries with national legislation on PB, which accounts for about 27% of all cases identified on the continent. This figure would rise to 83% if Japanese PB were removed from this equation;
6. Europe, where the largest number of PB meet in democratic regimes, albeit imperfect, has 74% of its processes in only two countries with national legislation. This means that only 26% of the current initiatives result directly from the political will of the elected bodies.

TO CHALLENGE NEW RESEARCH HORIZONS

– The trends in the expansion of Participatory Budgeting open up new fields of debate, allow for the analysis of dimensions that have so far been little explored and provide clues for future research work, which is certainly essential for a better understanding of this phenomenon. Among these, the Atlas team wishes to highlight the following:

1. To ensure comparative analyses of Participatory Budgeting at national and regional levels, in order to understand the methods used, the results they achieve, and the relationship they establish or do not establish with processes at the lower territorial and institutional level;
2. To analyse in greater detail the Participatory Budgeting carried out in school environments, to understand in greater detail the methods, limitations and benefits in terms of promoting an education/training for citizenship, democratization of the relationship between teachers and students and of the democratization of management itself;
3. To study, based on specific cases, the relationship between Participatory Budgeting and the fight against corruption, in order to identify the existence, or not, of possible actions that would substantiate this connection, as well as the results that they could produce;
4. To assess whether or not there are direct contributions between Participatory Budgeting and the Human Development Index, especially in more resource-poor territories;
5. To promote case studies in countries with authoritarian regimes and in states with full democracies, as a way to understand the purposes, motivations, models of participation and deliberation associated with Participatory Budgeting, as well as the autonomy of participants and the results achieved;
6. To review the benchmarks for the analysis of participatory budgeting in Latin America, particularly in territories where there is stagnation or even setbacks in the development of these processes, as a way of understanding the root causes of the crisis and finding the conditions for relaunching these initiatives in the territories;
7. To ensure a case study of Participatory Budgeting in Japan in order to understand the adequacy of the current models to the globally accepted concept;
8. To understand, in greater detail, the benefits, limitations, models of operation and methods of deliberation associated with Participatory Budgeting in contexts where they are enforceable by law.



AFRICA



ANGOLA

COMMUNITY



CAPITAL

LUANDA



POPULATION

30 809 760



LANGUAGE

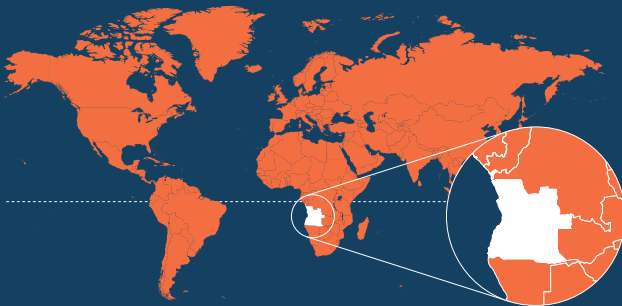
PORTUGUESE



CURRENCY

KWANZA ^(AOA)

LOCATION



POSITION ON INDEXES



DEMOCRACY

123

AUTHORITARIAN



HUMAN DEVELOPMENT

147

MEDIUM



CORRUPTION PERCEPTION

165/180



WORLD HAPPINESS

N/D

PARTICIPATORY BUDGETING DATA

by Nelson Dias

LEGISLATION REGARDING THE REGULATION OF PARTICIPATORY BUDGETING EXPERIENCES

The law that approves the State Budget for 2019 establishes, in article 7, the creation of Participatory Budgeting processes, as a way to “ensure the fair distribution of wealth and national income and the participation of citizens in the public management sector.” Nevertheless, Participatory Budgeting experiences must be “financed with the income allocated to specific programs under this General State Budget law”. Additionally, Presidential Decrees N 234/19 e 235/19, both of July 2019 were approved. The first one determines the annual value of 25 million¹ kwanzas that will be allocated in each municipality as a budget for the Participatory Budgeting initiatives. Angola has 164 municipalities. Hence, the total amount of the State Budget designated to municipal Participatory Budgeting is 4.100 million kwanzas². The second institutionalized the “Participatory Budgeting at municipal level” and defines the respective rules and functioning to all the municipalities and other similar administrative entities.

OUTSTANDING INNOVATION

The Angolan case represents an innovation in the international framework since it's the first country to create a national legislation that compels the implementation of PB processes in all municipalities and other similar administrative entities, without ever having experienced this kind of initiatives before. The Angolan Government is currently developing all conditions and settings in order to hold the local elections before the general elections of 2022. Thus, the Participatory Budgeting emerges in a current framework of decentralization in the country, as well as the strengthening of democracy itself.

¹ This represents approximately 64 to 65 thousand euros per municipality.

² This represents a little more than 10 million euros.



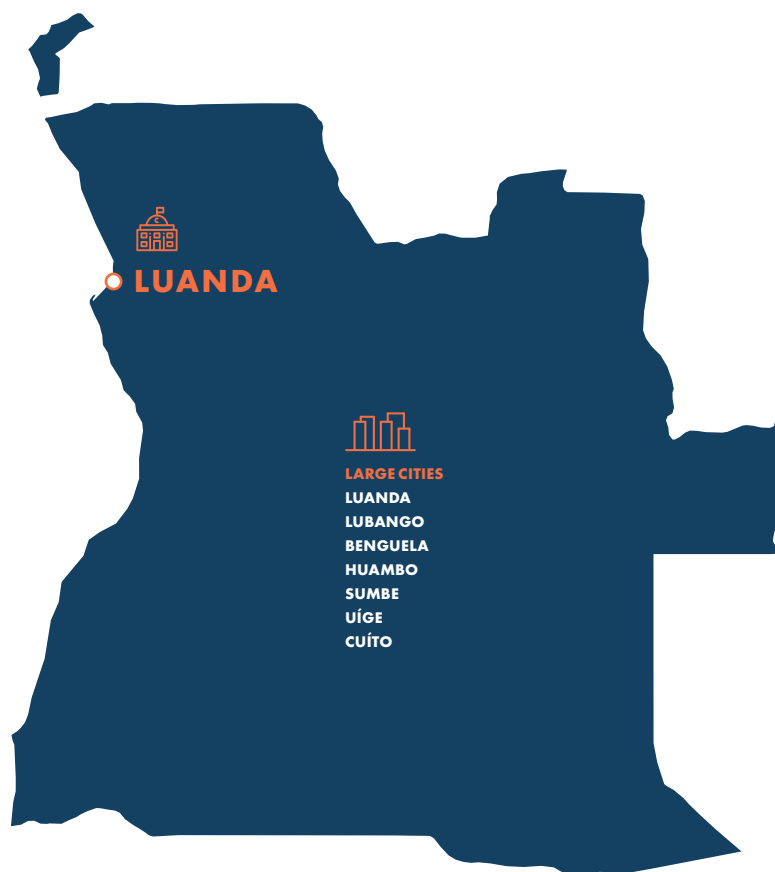
TOTAL OF PB PROCESSES

164



LOCAL GOVERNMENT

164



REGIONAL, STATE AND
NATIONAL GOVERNMENTS

0



OTHER TYPE
OF INSTITUTION

0



LARGE CITIES

7



CAPITAL CITIES

1



BENIN

COMMUNITY



CAPITAL

PORTO - NOVO



POPULATION

11 485 050



LANGUAGE

FRENCH



CURRENCY

WEST AFRICAN
CFA FRANC ^(XOF)

LOCATION



POSITION ON INDEXES



DEMOCRACY

79

HYBRID REGIME



HUMAN DEVELOPMENT

163

LOW



CORRUPTION PERCEPTION

85/180



WORLD HAPPINESS

102/156

PARTICIPATORY BUDGETING DATA

by Jean-Pierre DEGUE, Head of Programs
at Social Watch Benin

LEGISLATION REGARDING THE REGULATION OF PARTICIPATORY BUDGETING EXPERIENCES

There is currently no legislation regarding PB processes. However, the current legislation is favorable to the experimentation of the PB.

OUTSTANDING INNOVATION

The methodology adopted for the implementation of the PB in the Municipality of Segbana is generally based on:

- Informing communities through community radio stations and public criers;
- Teaching the PB process to city officials (C/SPDL¹, C/SAEM²) for appropriation;
- The organization of borough forums that have prioritized the needs to be included in the 2019 budget;
- The organization of a municipal forum which validated the projects selected within the framework of the PB. This communal forum was attended by the Mayor, his Deputies, the C/SPDL, C/SAEM, the Heads of Boroughs and the members of the CPC³.

PRINCIPAL TENDENCIES DETECTED

A strong mobilization of stakeholders around the PB. The PB processes have produced major qualitative results that should be highlighted here as an achievement for future actions: A massive adherence to the philosophy and approach of the PB in a short period of time. This commitment has been a key factor in the success of the process: without the commitment of the public authorities at the outset and throughout the process, the exercise is futile, and the results are compromised. The citizens also showed support for



TOTAL OF PB PROCESSES

16



LOCAL GOVERNMENT

16

the process through the general level of mobilization observed throughout the process: more than 2% of the population in each of the boroughs directly participated in the process. An unprecedented expression of the will and ability of the people to contribute. All the authorities were surprised to learn that the people spontaneously decided to contribute to public office (“When we were told at the training session that the PB would strengthen resource mobilization, many of us said that it is very likely that this will happen in our municipality. But our astonishment was great when people made promises and especially when they were offered a written commitment, they did it spontaneously. That’s something you’ve never seen before!”, about the head of the planning and local development department⁴). A strengthening of the communal dialogue. The forums at the village, district and commune levels have created a forum for exchanges and debates on development issues and challenges related to territorial governance. It is a process that has led to mutual knowledge and a better understanding of collective challenges. Beyond the stakes related to development, the exchanges made it possible to free the voice in the public space: “The forums showed me that the citizens needed to be listened to. In most cases, our attendance was as expected and the people really needed to talk, confide and learn a little more about how public affairs are conducted...” (President of Thematic Group 3 of the CPC of Ségbana)⁵. In short, the PB processes have provided spaces for dialogue that can, in the future, contribute to further strengthening of the links between authorities and citizens. A remarkable presence of women. The PDC document recognizes that “women remain the weakest link in society and continue to suffer from the weight of sociological obstacles”⁶. It is in contexts where there are few women in decision-making bodies that the PB has performed significantly. Women took part in the forums, about 25% of the participants.

At least one woman sits on the PB Steering Committee in the communes. These entities, although modest, go beyond all current statistics on the level of women’s representation in decision-making bodies.

They therefore represent an interesting performance in the particularly unfavorable contexts of these municipalities, and above all show how much the PB is a mobilizing and integrating mechanism. An active inter-village solidarity. Solidarity is an important principle of the PB and has been taken into account in the experiences. Whether this principle has been able to work in a context of more or less significant poverty where needs are numerous.

However, solidarity had admirably manifested itself in the prioritization of needs at the intra-community level and then between villages during the Borough Forum. Solidification of the credibility of civil society. The process has helped to reinforce the trust and confidence of the organizations that initiated it and led it, in particular the SOCIAL WATCH BENIN Network and the local structures that are the CPCs.

¹ Head of Planning and Local Development Department

² Head of Economic Affairs and Merchants Department

³ Citizen Participation Unit

⁴ Interview with Bah Gani Alassane, C/SPDL Ségbana City Hall

⁵ Moussa Zacharie, interview conducted on July 3, 2017.

⁶ Ségbana, PDC Document 2016-2020, p. 82.

CONTINUED ON NEXT PAGE >



REGIONAL, STATE AND
NATIONAL GOVERNMENTS

0



OTHER TYPE
OF INSTITUTION

0



LARGE CITIES

0



CAPITAL CITIES

0



BENIN

COMMUNITY



CAPITAL

PORTO - NOVO



POPULATION

11 485 050



LANGUAGE

FRENCH



CURRENCY

WEST AFRICAN
CFA FRANC ^(XOF)

LOCATION



POSITION ON INDEXES



DEMOCRACY

79

HYBRID REGIME



HUMAN DEVELOPMENT

163

LOW



CORRUPTION PERCEPTION

85/180



WORLD HAPPINESS

102/156

OTHER INFORMATION

Concerned about the real involvement of citizens in the development and implementation of public policies, Social Watch Benin and Alcrer have been working for years in Benin's municipalities in order to strengthen democracy and transparency regarding this issue. This is done through PB, a process of participatory democracy in which citizens can allocate part of their local authority's budget, generally to investment in projects. It started in 2016 with 2 municipalities (Ségbana and Pèrèrè). Now, in 2019 there were sixteen (16) PB municipalities in Benin.

The main difficulty is the ignorance and lack of ownership by the communal authorities and technical frameworks of the process in order to set up the Participatory Budgeting experiences due to the lack of an institutional anchoring in the State's budgetary reforms.

PARTICIPATORY BUDGETING EXPERIENCES PROMOTED BY THE LOCAL GOVERNMENT

Municipalities of Ségbana, Pèrèrè, Sinendé, Boukombé, Ouessè, Dogbo, Athiémé, Adjara, Ifangni, Toffo, Kouandé, Pèhunco, Ouinhi, Kétou, Zogbodomey, Covè...



TOTAL OF PB PROCESSES

16



LOCAL GOVERNMENT

16



REGIONAL, STATE AND
NATIONAL GOVERNMENTS

0



OTHER TYPE
OF INSTITUTION

0



LARGE CITIES

0



CAPITAL CITIES

0



BURKINA FASO

COMMUNITY



CAPITAL

OUAGADOUGOU



POPULATION

19 751 530



LANGUAGE

FRENCH



CURRENCY

WEST AFRICAN
CFA FRANC ^(XOF)

LOCATION



POSITION ON INDEXES



DEMOCRACY

104

HYBRID REGIME



HUMAN DEVELOPMENT

183

LOW



CORRUPTION PERCEPTION

78/180



WORLD HAPPINESS

115/156

PARTICIPATORY BUDGETING DATA

by Kere Jimmy David

LEGISLATION REGARDING THE REGULATION OF PARTICIPATORY BUDGETING EXPERIENCES

— Yes, article 47 of decree 2019-0575/PRES/PM/MINEIFD/MATDC regarding the financial and accounting regime for local authorities. Guide to the development of the PB is currently being validated at the national level.

PRINCIPAL TENDENCIES DETECTED

— PB experiences were not implemented in 2019.

OTHER INFORMATION

-
- 1. Reinforcement of citizen awareness;
- 2. The process allowed the population to familiarize themselves with the municipal budget;
- 3. The strong involvement of women and young people in the choice of priorities;
- 4. The process enabled people to know the importance of resource mobilization and the allocation of these resources;
- 5. Strengthening citizen participation.



TOTAL OF PB PROCESSES

6



LOCAL GOVERNMENT

6



REGIONAL, STATE AND
NATIONAL GOVERNMENTS

0



OTHER TYPE
OF INSTITUTION

0



LARGE CITIES

0



CAPITAL CITIES

0



CAMEROON

COMMUNITY



CAPITAL

YAOUNDÉ



POPULATION

25 216 240



LANGUAGE

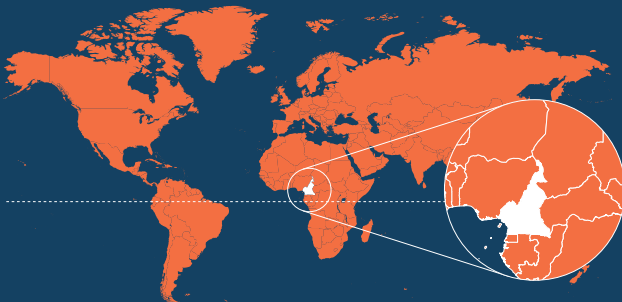
FRENCH



CURRENCY

CENTRAL AFRICAN
CFA FRANC ^(XAF)

LOCATION



POSITION ON INDEXES



DEMOCRACY

132

AUTHORITARIAN



HUMAN DEVELOPMENT

151

MEDIUM



CORRUPTION PERCEPTION

152/180



WORLD HAPPINESS

96/156

PARTICIPATORY BUDGETING DATA

by Achille Noupou

LEGISLATION REGARDING THE REGULATION OF PARTICIPATORY BUDGETING EXPERIENCES

At the local level (regulation and adoption of the PB)

OUTSTANDING INNOVATION

1. The main innovation is the use of Information and Communication Technologies to mobilize participants, so they can vote on the priorities when it is not possible during face-to-face meetings,
2. The establishment of a citizen call center to report defects during the PB cycle,
3. The establishment of a monitoring site for economic, social and cultural rights (basic social services). In this site is possible to report cases of violations of people's rights;
4. The option for some municipalities to take into consideration thematic PBs: in particular the fight against unemployment, or PB focused on environmental issues;
5. The creation in the communes of offices in charge of the PB and local development.

PRINCIPAL TENDENCIES DETECTED

1. Growth in the use of digital tools;
2. Increase in the share of the budget allocated to basic social services;
3. Growth in the delivery of basic social services;
4. Increase in actor-based PB (young people and women);
5. Increase in thematic Participatory Budgeting (environment, fight against unemployment, agriculture, etc.);
6. Improvement of the availability of planning tools in the communes.



TOTAL OF PB PROCESSES

167



LOCAL GOVERNMENT

72



OTHER INFORMATION

The Participatory Budgeting could have a real impact on people's access to basic social services, but there is no regulation obliging local authorities to implement the Participatory Budgeting experiences. It is on the basis of the efforts and support provided by Cameroonian CSOs that the municipalities commit themselves to the PB.



REGIONAL, STATE AND
NATIONAL GOVERNMENTS

0



OTHER TYPE
OF INSTITUTION

95



LARGE CITIES

2



CAPITAL CITIES

3



DEMOCRATIC REPUBLIC OF CONGO

COMMUNITY



CAPITAL

KINSHASA



POPULATION

84 068 090



LANGUAGE

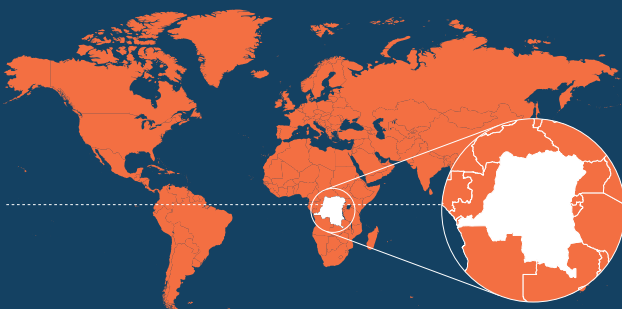
FRENCH



CURRENCY

CONGOLESE
FRANC ^(CDF)

LOCATION



POSITION ON INDEXES



DEMOCRACY

165

AUTHORITARIAN



HUMAN DEVELOPMENT

176

LOW



CORRUPTION PERCEPTION

161/180



WORLD HAPPINESS

127/156

PARTICIPATORY BUDGETING DATA

by Steering Committee for Public Finance Reform /

Ministry of Finance

LEGISLATION REGARDING THE REGULATION OF PARTICIPATORY BUDGETING EXPERIENCES

- An edit establishes the PB in Kinshasa and Bukavu, as well as in the local level regulations (45ETD)

OUTSTANDING INNOVATION

- The participation of civil society in the entire budget process at both national and local levels

PRINCIPAL TENDENCIES DETECTED

- 1. Increase in the participation rate of women in the PB process (26% in 2017 to 30.56% in 2018);
- 2. The first year (2017) the implementation of projects was more oriented towards administrative and communal priorities. However, the last two years (2018 and 2019) have been characterized by the implementation of projects aimed to the basic needs of the population.

OTHER INFORMATION

- 1. Absence of legislative bodies at the local level;
- 2. Non-elected local authorities (designated by the President of the Republic).



TOTAL OF PB PROCESSES

46



LOCAL GOVERNMENT

45



REGIONAL, STATE AND
NATIONAL GOVERNMENTS

1



OTHER TYPE
OF INSTITUTION

0



LARGE CITIES

30



CAPITAL CITIES

2



EGYPT

COMMUNITY



CAPITAL
CAIRO



POPULATION
98 423 600



LANGUAGE
ARABIC



CURRENCY
EGYPTIAN
POUND (EGP)

LOCATION



POSITION ON INDEXES



DEMOCRACY
127
AUTHORITARIAN



HUMAN DEVELOPMENT
115
MEDIUM



CORRUPTION PERCEPTION
105/180



WORLD HAPPINESS
137/156

PARTICIPATORY BUDGETING DATA

by Sara Eid Amin Sabry, Head of Fiscal transparency & Citizen Engagement Unit Ministry of Finance- Egypt

LEGISLATION REGARDING THE REGULATION OF PARTICIPATORY BUDGETING EXPERIENCES

Prime ministerial decree No.1167/2018

OUTSTANDING INNOVATION

Egypt's participation mechanisms are a joint effort between the Ministry of Finance, Ministry of Planning and the Ministry of Local Development. The main goal for Egypt's participation mechanisms is ensuring community support for the decisions made by government, improve people's satisfaction and effective participation in drafting local development priorities in their communities based on announced objective standards and in the framework of available financial resources. On the local level: There are Participating mechanisms in governorates. For example, "The Upper Egypt Development Project in Qena and Sohag" (UELDP) relies on community participation consultation meetings to determine the priority of selected development projects in the local units of the governorate centers. Public consultation takes place through citizens proposing priority projects within the financial ceiling and then include the outputs in a report to be sent to the planning teams which are made up of gov. officials and private citizens. Rejected projects are placed in the exclusion list with the justification for rejection. The draft final plan is uploaded on the governorate website (For example Qena and Sohag) where the local development forum can express their views on the plan. The forum will then send feedback to the Planning committee and to the Economic Council (includes popular and executive representatives) and then to the Steering Committee which includes representatives from all relevant ministries including the Ministry of Planning & Local Development, Ministry of Finance and Ministry of International Cooperation. The consultation meetings were applied on the Markaz level (sub local level) in the framework of UELDP during the designing phase



TOTAL OF PB PROCESSES
10 - 13



LOCAL GOVERNMENT
8 - 10



for the annual investment plans (projects affecting people lives which are represented in five key programs: electricity, roads & transportation, environment improvement, security, fire-fighting, traffic systems) of Qena and Suhag governorates, as one of the conformity requirements for the World Bank partially funded program. The Ministry of Finance, the Ministry of Local Development and Ministry of planning accordingly considered adopting the idea of mainstreaming the experience in the remaining governorates.

PRINCIPAL TENDENCIES DETECTED

Discussion on PB initiative taking place in Alexandria City have resulted in the following recommendations that will affect tendencies in the initiative:

1. Creating a 3-year incremental process with a year-by-year evaluation;
2. Involving different groups of stakeholders so that citizens can feel the process as a real co-decisional space;
3. PB could choose a % of institutional budget of some sectors of public action;
4. Shaping a MULTICHANNEL process, which aims at maximizing social inclusion of categories usually at the margins of political and civic life, especially young people
5. Creating a Steering Committee that can include representatives of the 4 ministries involved, NGOs, academics, CSOs, un-organized citizens and the donors that co-fund the pilot experiences. It will be in charge of creating the first plan of action, phases of cycle, timeline and rules of the pilots, and exert vigilance and oversight on the processes' implementation;
6. Using online as well as offline channels of engagement, and information and communication technologies (ICTs) that is user-friendly and provides security, as well as using various multimedia techniques such as infographics;
7. Elaborate a Charter of Principles of Egyptian PBs. This document will clarify main rules and roles to which an intense model of PB must embed;
8. Establishing a monitoring system to follow-up the projects and polls;
9. Providing a campaign of training on financial literacy for better inclusion of citizens;
10. Engagement of personnel inside the involved ;administration, in order to have a group committed in implementing PB as well as professionals (of enterprises, NGOs or CBOs) trained in facilitation of participation and resolution of conflicts, so to guarantee a proper and more neutral moderation of public meetings and/or web-based chat on the topics involved by PB;
11. Finally, some programmatic agreements are suggested with academic institutions, so to mobilize students for enriching the pilots.



REGIONAL, STATE AND
NATIONAL GOVERNMENTS

2 - 3



OTHER TYPE
OF INSTITUTION

2 - 3



LARGE CITIES

3



CAPITAL CITIES

2 - 3



IVORY COAST

COMMUNITY



CAPITAL

YAMOOUSSOUKRO



POPULATION

25 069 230



LANGUAGE

FRENCH



CURRENCY

WEST AFRICAN
CFA FRANC ^(XOF)

LOCATION



POSITION ON INDEXES



DEMOCRACY

113

HYBRID REGIME



HUMAN DEVELOPMENT

170

LOW



CORRUPTION PERCEPTION

105/180



WORLD HAPPINESS

99/156

PARTICIPATORY BUDGETING DATA

by Yapo Jean Jacques

LEGISLATION REGARDING THE REGULATION OF PARTICIPATORY BUDGETING EXPERIENCES

There is no legislation at the national level of the PB, just the "free administration"; conducted by local authorities. At the local level, Municipal Councils hold deliberations procedures, not only to show political commitment but also to describe the process itself.

OUTSTANDING INNOVATION

The experience itself is an innovation. We are trying to do a lot on persuading work with local elected officials to introduce them to the process and get them to join PB experiences. Thus, several elected officials have shown their enthusiasm for implementing the BP. There was a successful SMS vote on the projects. The SMSMOBILE-WEB application is being used to broaden the framework for citizen participation, transparency and accountability in these localities. It allows OSC at all levels to share information and communicate. This application has Pro SMS messages whose sender is "PB PROJECT". It allows you to send SMS messages to all mobile phone numbers. It should be noted that at the opening and closing of each voting session, an information SMS is automatically sent to: Municipal Authorities, BP Project Management Teams, Heads of Implementation Structures, Community Facilitators and Local Coordinators. An SMS is also sent to the Program Officer Governance of the DUE.

PRINCIPAL TENDENCIES DETECTED

There is an increase in citizen participation, more citizen empowerment, the appropriation of the projects by the inhabitants in which they are also the developers, the strengthening of local elected representatives-citizens relationships and also taking into



TOTAL OF PB PROCESSES

35



LOCAL GOVERNMENT

15



account youth and women’s projects for their empowerment.

OTHER INFORMATION

– The process is still relatively new, and we are still working on it.



REGIONAL, STATE AND
NATIONAL GOVERNMENTS

20



OTHER TYPE
OF INSTITUTION

0



LARGE CITIES

1



CAPITAL CITIES

10



MADAGASCAR

COMMUNITY



CAPITAL

ANTANANARIVO



POPULATION

26 262 370



LANGUAGE

FRENCH



CURRENCY

MALAGASY
ARIARY ^(MGA)

LOCATION



POSITION ON INDEXES



DEMOCRACY

95

HYBRID REGIME



HUMAN DEVELOPMENT

161

LOW



CORRUPTION PERCEPTION

152/180



WORLD HAPPINESS

143/156

PARTICIPATORY BUDGETING DATA

by Herilala Axel Fanomezantsoa, World Bank

LEGISLATION REGARDING THE REGULATION OF PARTICIPATORY BUDGETING EXPERIENCES

Currently, there is no specific legislation/regulation of participatory budgeting. State institutions can use or not this methodology on a voluntary basis.

OUTSTANDING INNOVATION

The country has institutionalized the Local Coordination Structures (SLC, Structure Local de Concertation) to ensure transparency, social accountability and citizen engagement at municipal level. Communes can work with the SLCs during Participatory Budgeting processes to emulate a feedback mechanism. Among others, the SLCs evaluate local public services as a basis for municipal budget planning and implementation cycles.

PRINCIPAL TENDENCIES DETECTED

Participatory Budgets in the country tend to integrate the funding (partial or total) of basic public services such as primary schools and basic health centers.

OTHER INFORMATION

There is a network of a Participatory Budgeting practices led by the Mayor of the rural commune of Alakamisy.



TOTAL OF PB PROCESSES

270



LOCAL GOVERNMENT

270



**REGIONAL, STATE AND
NATIONAL GOVERNMENTS**

0



**OTHER TYPE
OF INSTITUTION**

0



LARGE CITIES

1



CAPITAL CITIES

0



MOZAMBIQUE

COMMUNITY



CAPITAL

MAPUTO



POPULATION

29 495 960



LANGUAGE

PORTUGUESE



CURRENCY

MOZAMBICAN
METICAL ^(MZN)

LOCATION



POSITION ON INDEXES



DEMOCRACY

116

AUTHORITARIAN



HUMAN DEVELOPMENT

180

LOW



CORRUPTION PERCEPTION

158/180



WORLD HAPPINESS

123/156

PARTICIPATORY BUDGETING DATA

by Orlando Matendjua

LEGISLATION REGARDING THE REGULATION OF PARTICIPATORY BUDGETING EXPERIENCES

There's no current legislation regulating Participatory Budgeting experiences

OUTSTANDING INNOVATION

The main notes concern to the Boane process, that managed to expand the scope of action of local citizens groups (Monitoring Group elected by the community) in order to participate more in the decision on the competitions, as well as in the execution phase. Although, the participation was previously predicted in the municipalities of Maputo, Nampula and Quelimane, it wasn't that effective as it was in the Boane case. The Boane process also successfully applied the use of local artisans into the implementation of one of the PB projects.

PRINCIPAL TENDENCIES DETECTED

From the quantitative point of view, there's a trend regarding the decrease of P.B experiences. For example, the processes in the center and north of the country (Quelimane and Nampula) are currently inactive and the Boane and Maputo initiatives' can be confirmed. Nevertheless, participation process in Maputo is temporarily paralyzed until the pending projects are concluded. There is, however, an effort made by the National Association of Municipalities, looking for partnerships to disseminate the methodology and implement the participatory governance strategy, prepared in 2017.

OTHER INFORMATION

The Participatory Budgeting methodology, as it is currently being implemented, has been introduced by In-Loco technical



TOTAL OF PB PROCESSES

2



LOCAL GOVERNMENT

2



assistance, financed by the World Bank. ANAMM has disseminated the same methodology through the Mozambique Participatory Budgeting Network (REMOP), mainly during the 2017s and 2018s. Since then, several municipalities have shown interest in applying the methodology. On the other hand, those municipalities that applied P.B

face important challenges related to the coordination of the Participatory Budgeting, which derives from the complexity of the process itself. Another important challenge refers to the difficulty of institutionalization of the processes at the local level, which represents a high risk when it comes to keep implementing these initiatives, especially at the end of each government mandate.



**REGIONAL, STATE AND
NATIONAL GOVERNMENTS**

0



**OTHER TYPE
OF INSTITUTION**

0



LARGE CITIES

1



CAPITAL CITIES

1



NIGER

COMMUNITY



CAPITAL

NIAMEY



POPULATION

22 442 950



LANGUAGE

FRENCH



CURRENCY

WEST AFRICAN
CFA FRANC ^(XOF)

LOCATION



POSITION ON INDEXES



DEMOCRACY

120

AUTHORITARIAN



HUMAN DEVELOPMENT

189

LOW



CORRUPTION PERCEPTION

114/180



WORLD HAPPINESS

114/156

PARTICIPATORY BUDGETING DATA

by Zakari Ibrahim, Gender Network & Actions for Development "Réseau Genre et Actions pour le Développement" (REGAD), partner of ProDEC/GIZ and SWISSAID in supporting municipalities in the field of PB

LEGISLATION REGARDING THE REGULATION OF PARTICIPATORY BUDGETING EXPERIENCES

Yes.

OUTSTANDING INNOVATION

For municipalities with several zones (administrative division), two zones are connected to become one in order to facilitate the development of the zonal forums. The use of community radios and social networks (WhatsApp) to raise awareness and mobilize communities around the PB process.

PRINCIPAL TENDENCIES DETECTED

Technical and Financial Partners (PTF) receive a large number of requests from municipalities to support in terms of Participatory Budgeting; Improvement of trust between leaders and the population and of tax revenues for municipalities; Strong involvement of women and young people and consideration of their specific needs in municipal priorities.

OTHER INFORMATION

The number of PTFs available to support the entire PB process is limited, hence many municipalities want to implement them but due the lack of resources, the process is not launched. Out of 266 municipalities, 50 have been developed PB experiences but the challenge to cover all municipalities still remains. NGOs specialized in supporting municipalities in the field of PB are unequal. There is lack of networking initiatives, shared experiences, capitalization workshops and harmonization of the approach and tools. This is despite the existence of a national guide to PB.



TOTAL OF PB PROCESSES

50



LOCAL GOVERNMENT

50



REGIONAL, STATE AND
NATIONAL GOVERNMENTS

0



OTHER TYPE
OF INSTITUTION

0



LARGE CITIES

N/D



CAPITAL CITIES

N/D



REPUBLIC OF CONGO

COMMUNITY



CAPITAL

BRAZZAVILLE



POPULATION

5 244 360



LANGUAGE

FRENCH



CURRENCY

CENTRAL AFRICAN
CFA FRANC ^(XAF)

LOCATION



POSITION ON INDEXES



DEMOCRACY

131

AUTHORITARIAN



HUMAN DEVELOPMENT

137

MEDIUM



CORRUPTION PERCEPTION

165/180



WORLD HAPPINESS

103/156

PARTICIPATORY BUDGETING DATA

by OBA Denis - Bertrand

LEGISLATION REGARDING THE REGULATION OF PARTICIPATORY BUDGETING EXPERIENCES

Decree 2013 - 280 of 25 June 2013 on the creation, attributions and organization of Community Management and Development Committees (CGDC).

OTHER INFORMATION

The PBs experiences that we have just mentioned in this form from 2015-2016, were conducted by the Multi-Actor Concerted Program (PCPA - Congo) implemented with the financial support of the French Development Agency (AFD) and the French Committee for International Solidarity (CFSI) in partnership with 7 local authorities in the implementation of its activities. A total of 13 projects were identified and 8 not funded. The above-mentioned decree does not specifically establish Participatory Budgeting experiences, but a local body does it at the level of each district and village.



TOTAL OF PB PROCESSES

7



LOCAL GOVERNMENT

0



REGIONAL, STATE AND
NATIONAL GOVERNMENTS

0



OTHER TYPE
OF INSTITUTION

7



LARGE CITIES

2



CAPITAL CITIES

2



SENEGAL

COMMUNITY



CAPITAL

DAKAR



POPULATION

15 854 360



LANGUAGE

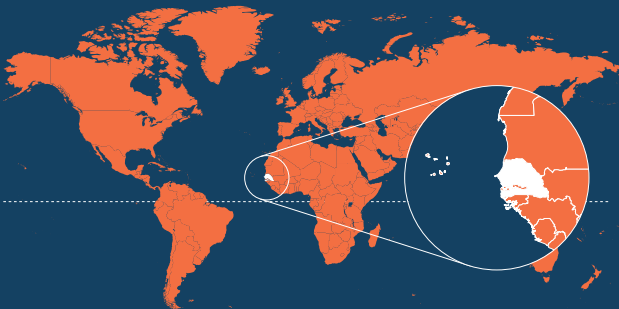
FRENCH



CURRENCY

WEST AFRICAN
CFA FRANC ^(XOF)

LOCATION



POSITION ON INDEXES



DEMOCRACY

73

FLAWED DEMOCRACY



HUMAN DEVELOPMENT

164

LOW



CORRUPTION PERCEPTION

67/180



WORLD HAPPINESS

111/156

PARTICIPATORY BUDGETING DATA

by Abdoulaye Cisse

LEGISLATION REGARDING THE REGULATION OF PARTICIPATORY BUDGETING EXPERIENCES

There is no legislation at the moment. However, Act No. 96-06 on the Local Authorities Code, provides the possibility of citizens' participation and information on the management of local affairs and is appropriate for the implementation of the PB.

OUTSTANDING INNOVATION

1. Raising awareness and mobilization of local actors;
2. The establishment of Local Observatories for Participatory Democracy in order to supervise the quality of processes, the monitoring and evaluation of processes, the dissemination of lessons learned and the institutionalization of good practices in public policies;
3. Further reinforcement of the actors' capacity to interfere, especially the holding of training sessions regarding Human Rights and Citizenship;
4. Publish and disseminate teaching materials: training guides and manuals on participatory budgeting themes (gender, climate change, children and youth);
5. The organization of days of dialogue and citizen questioning on local public management;
6. The preparation of the national independent evaluation report on participatory governance.

PRINCIPAL TENDENCIES DETECTED

1. The signature of agreements between beneficiary Territorial Communities and Technical and Financial Partners (PTF);



TOTAL OF PB PROCESSES

123



LOCAL GOVERNMENT

123'



2. The elaboration of the decree of citizen participation and the right to the city;
3. The construction of processes of general interest, that involves the citizens and the establishment of social dialogue;
4. Measuring the performance of local authorities and improving their services;
5. The design of the YTAX tool and its application in CT tests for reliability and transparency in local taxation.

- and its translation into national languages;
2. Sharing lessons from the PB projects at the national level;

3. Elaboration of training guides and manuals adapted and responding to the objectives of the PB projects in terms of information, awareness and training of administrative authorities, elected officials and local actors;

4. System for Measuring the Performance of Local Authorities (SMP-CT) with an opportunity to establish a cultural performance as a device for territorial development.

OTHER INFORMATION

1. Popularization of the decree on citizen participation, the law

¹ All the Participatory Budgeting experiences are developed at the local level along with the support International Organizations regarding local development.



REGIONAL, STATE AND
NATIONAL GOVERNMENTS

0



OTHER TYPE
OF INSTITUTION

0



LARGE CITIES

0



CAPITAL CITIES

0



TOGO

COMMUNITY



CAPITAL

LOME



POPULATION

7 889 090



LANGUAGE

FRENCH



CURRENCY

WEST AFRICAN
CFA FRANC ^(XOF)

LOCATION



POSITION ON INDEXES



DEMOCRACY

138

AUTHORITARIAN



HUMAN DEVELOPMENT

165

LOW



CORRUPTION PERCEPTION

129/180



WORLD HAPPINESS

139/156

PARTICIPATORY BUDGETING DATA

by Eric Ilboudo

LEGISLATION REGARDING THE REGULATION OF PARTICIPATORY BUDGETING EXPERIENCES

Yes. The community budget development guidance letter indicates that a participatory approach to budget development is preferred. In addition, some articles of the Decentralization Act are very favorable to the Participatory Budgeting process.

OUTSTANDING INNOVATION

The main innovation is that the approach promotes revenue mobilization by involving the actors of the Neighborhood Development Committees (CDQs); traditional chiefs and religious leaders.

PRINCIPAL TENDENCIES DETECTED

Significant increase in the participation of civil society organizations in the investment prioritization process. We also note the availability of traditional chiefs (canton chiefs, district chiefs) and religious leaders to get involved in raising awareness among the population about the payment of local taxes.

OTHER INFORMATION

The budgetary context of Togo's local authorities is characterized by a lack of subsidies, allocations and transfers. The Territorial Communities Support Fund, which should provide resources for investments, is not yet operational. Also, the investment budget of the municipalities is composed exclusively of the 20% of the operating revenue for the investment. Based on this context, the BP process in Togo takes into account the entire investment budget of local authorities. In addition, this process also takes into account



TOTAL OF PB PROCESSES

9



LOCAL GOVERNMENT

9



the Municipal Development Plans that have been drawn up. Finally, the process focuses on the presentation of the budget execution, in other words, the process provides for the public presentation of the administrative account to all citizens of the municipality.



**REGIONAL, STATE AND
NATIONAL GOVERNMENTS**

0



**OTHER TYPE
OF INSTITUTION**

0



LARGE CITIES

0



CAPITAL CITIES

0

CENTRAL

AMERICA



COSTA RICA

COMMUNITY



CAPITAL

SAN JOSÉ



POPULATION

4 999 440



LANGUAGE

SPANISH



CURRENCY

COSTA RICAN
COLÓN (CRC)

LOCATION



POSITION ON INDEXES



DEMOCRACY

20

FULL DEMOCRACY



HUMAN DEVELOPMENT

63

HIGH



CORRUPTION PERCEPTION

48/180



WORLD HAPPINESS

12/156

PARTICIPATORY BUDGETING DATA

by Sahsil Enríquez¹

LEGISLATION REGARDING THE REGULATION OF PARTICIPATORY BUDGETING EXPERIENCES

– Embedded in the constitution/legislation

OTHER INFORMATION

– The Municipal Participatory Budgets are the only spaces in Costa Rica that allow citizens to decide on the allocation of budget items. Specific items with a National Budget are assigned through the participation of the beneficiary community through the District Councils, which define the projects and works in which they will be invested. In 2016, a participatory budgeting process was carried out each year in the Municipality of Heredia, which had 6 annual cycles. Also, in 2004, the experience with local participatory budgets began in Alajuela, giving the decision on development projects and their financing to groups and local guilds. This decentralization, in a key area of municipal management, was well received. Over 5000 citizens participated in the discussions.

For more information:

Municipality of Heredia

https://www.heredia.go.cr/sites/default/files/procedimiento_presupuesto_participativo_basado_en_resultados_con_perspectiva_de_genero_y_accesibilidad_universal_0.pdf

Municipality of Alajuela

<https://www.munialajuela.go.cr/transparencia-institucional/participacion-ciudadana>

¹ Pogrebinschi, Thamy. (2017). LATINNO Dataset. Berlin: WZB.



TOTAL OF PB PROCESSES

3



LOCAL GOVERNMENT

3



REGIONAL, STATE AND
NATIONAL GOVERNMENTS

0



OTHER TYPE
OF INSTITUTION

0



LARGE CITIES

0



CAPITAL CITIES

2



DOMINICAN REPUBLIC

COMMUNITY



CAPITAL

SANTO DOMINGO



POPULATION

10 627 170



LANGUAGE

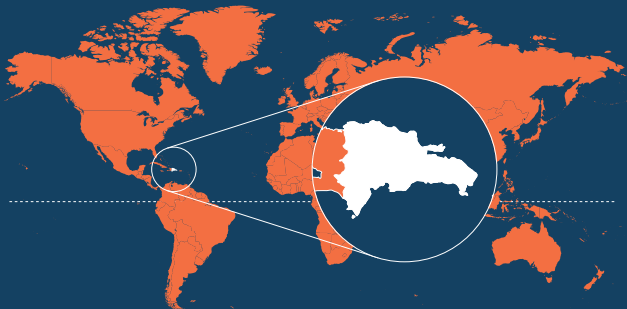
SPANISH



CURRENCY

PESO (DOP)

LOCATION



POSITION ON INDEXES



DEMOCRACY

61

FLAWED DEMOCRACY



HUMAN DEVELOPMENT

94

HIGH



CORRUPTION PERCEPTION

129/180



WORLD HAPPINESS

77/156

PARTICIPATORY BUDGETING DATA

by Gerry González

LEGISLATION REGARDING THE REGULATION OF PARTICIPATORY BUDGETING EXPERIENCES

Law 170 07, Law 176 07, Constitution of 2015, art 206

OUTSTANDING INNOVATION

The Municipal Participatory Budgeting is integrated in the Municipal Public Administration System (SISMAP MUNICIPAL) with indicator 7, which evaluates the fulfillment of the three stages in which the process is structured in the Dominican Republic according to the legal framework that supports it. This is an online monitoring system based on the availability of evidence generated by the Municipal Participatory Budgeting, a score is assigned to each evidence according to a sub-indicator and a trimestral report is made, which is reflected in a ranking where another seven indicators are measured. The system can be accessed at www.sismap.gob.do.

PRINCIPAL TENDENCIES DETECTED

In our country an initiative is being developed in order to encourage the participation of children and young people (from 5 to 16 years old) called "Youth Council". This model of participation is carried out under the protection of the town councils. Nowadays, there are about 20 youth councils in the same number of municipalities. One of its aims is the active participation in the Municipal Participatory Budgeting processes as an agent of promotion as well as proposal managers, along with other social organizations.

OTHER INFORMATION

In the Dominican case the Municipal Participatory Budgeting has the particularity of being protected as a right in the



TOTAL OF PB PROCESSES

127 - 135



LOCAL GOVERNMENT

127 - 135



constitution, which offers a great opportunity for its implementation. However, despite this level of legality there are still resistance on behalf of the political leadership on the one hand, and a low level of commitment from the citizens in order to pressure its compliance, mainly this is linked to the lack of consequences regarding this matter. It should be noted that the institution in charge of the process in the Dominican Republic since its beginning is the Dominican

Federation of Municipalities (FEDOMU) which has a team of facilitators distributed in the ten regions, that provides technical assistance to the one hundred and fifty-eight municipalities. The federation manages and provides resources for the sustainability of the process on an ongoing basis and is also responsible for the control and monitoring of this indicator in the SISMAP MUNICIPAL.



**REGIONAL, STATE AND
NATIONAL GOVERNMENTS**

0



**OTHER TYPE
OF INSTITUTION**

0



LARGE CITIES

0



CAPITAL CITIES

29



GUATEMALA

COMMUNITY



CAPITAL

GUATEMALA CITY



POPULATION

17 247 810



LANGUAGE

SPANISH



CURRENCY

QUETZAL (GTQ)

LOCATION



POSITION ON INDEXES



DEMOCRACY

87

HYBRID REGIME



HUMAN DEVELOPMENT

127

MEDIUM



CORRUPTION PERCEPTION

144/180



WORLD HAPPINESS

27/156

PARTICIPATORY BUDGETING DATA

by Sahsil Enríquez¹

PRINCIPAL TENDENCIES DETECTED

– Sporadic experiences.

OTHER INFORMATION

– The participatory budget is a management tool that is used, especially at the municipal level, with the objective of identifying priorities and determining the amounts and destinations of a percentage of the budgetary items of public expenditure. This innovation has not been institutionalized in Guatemala, although a legal framework of decentralization and citizen participation exists that allows these experiences to be carried out at the local level. Such experiences have been implemented in the municipalities of Amatitlán, San Martín Sacatepéquez and Uspantán Quiché. Unlike other countries in the region, this participatory innovation has not been implemented through any digital medium.

¹ Pogrebinschi, Thamy. (2017). LATINNO Dataset. Berlin: WZB.



TOTAL OF PB PROCESSES

3



LOCAL GOVERNMENT

3



REGIONAL, STATE AND
NATIONAL GOVERNMENTS

0



OTHER TYPE
OF INSTITUTION

0



LARGE CITIES

0



CAPITAL CITIES

0



PANAMA

COMMUNITY



CAPITAL

PANAMA CITY



POPULATION

4 176 870



LANGUAGE

SPANISH



CURRENCY

BALBOA ^(PAB)
US DOLLAR ^(USD)

LOCATION



POSITION ON INDEXES



DEMOCRACY

45

FLAWED DEMOCRACY



HUMAN DEVELOPMENT

66

HIGH



CORRUPTION PERCEPTION

93/180



WORLD HAPPINESS

31/156

PARTICIPATORY BUDGETING DATA

by Sahsil Enríquez¹

LEGISLATION REGARDING THE REGULATION OF PARTICIPATORY BUDGETING EXPERIENCES

Law 37 of 2009

Modified by the Law 66 of 2015 that promotes citizen participation regarding the formulation of the Annual Plan of Infrastructure and Investments, that holds the projects that will be financed with the contributions of the transfer of the property taxes. This plan will be elaborated based on the needs identified by the major, along with the local authorities and the participation of the communities. The art. 136C indicates that "In the scope of planning, programming, investments budgets, evaluation and decentralization of territorial public management, the following mechanisms must be applied: Plebiscite, Referendum, Public Hearing, Social Audit, Participatory Budgeting, Open Town Halls, Popular Initiative, Citizen Consultation, Consultative Council, Citizen Collaboration, Regional congresses. The state, at its different levels of government, must develop these spaces and mechanisms to promote citizen participation. The methodology will be designed and established by an internal regulation. Taking into consideration what has been established in the legal regime regarding participation, in the context of decentralization; municipalities can acquire as a consultation procedure any of the mentioned mechanisms².

PRINCIPAL TENDENCIES DETECTED

Regular experiences and democratic innovation yield a binding decision.

¹ Pogrebinschi, Thamy. (2017). LATINNO Dataset. Berlin: WZB.

² <https://participa.mupa.gob.pa/informacion/#1489084746423-feb07c2c-1afb>



TOTAL OF PB PROCESSES

1



LOCAL GOVERNMENT

1



OTHER INFORMATION

- The Municipal Participatory Budget is a citizen exercise for the concerted identification of themes and projects of common interest to be executed by the local public administration. Its objective is to facilitate citizen participation and integration as well as to achieve a better knowledge of the conditions, needs and potential of the territory, so that the local government makes the best possible use of its resources. Individuals from the communities aged 14 years.



REGIONAL, STATE AND
NATIONAL GOVERNMENTS

0



OTHER TYPE
OF INSTITUTION

0



LARGE CITIES

0



CAPITAL CITIES

1

NORTH

AMERICA



CANADA

COMMUNITY



CAPITAL

OTTAWA



POPULATION

37 058 860



LANGUAGE

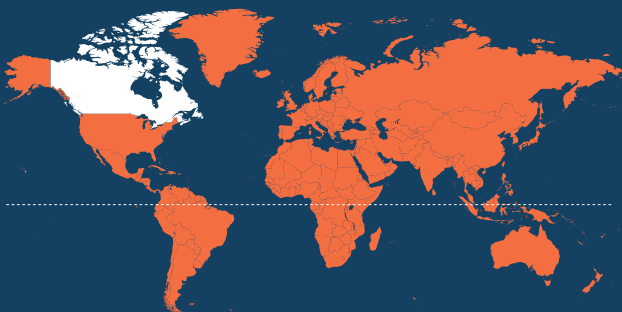
ENGLISH /
FRENCH



CURRENCY

CANADIAN
DOLLAR

LOCATION



POSITION ON INDEXES



DEMOCRACY

6

FULL DEMOCRACY



HUMAN DEVELOPMENT

12

VERY HIGH



CORRUPTION PERCEPTION

9/180



WORLD HAPPINESS

9/156

PARTICIPATORY BUDGETING DATA

by Loren Peabody & Josh Lerner

LEGISLATION REGARDING THE REGULATION OF PARTICIPATORY BUDGETING EXPERIENCES

- PB programs are regulated by the individual cities, counties, school districts, and organizations that implement them; there is no state- or national-level regulation of PB to our knowledge.

PRINCIPAL TENDENCIES DETECTED

- Stagnation in growth of number PB processes.



TOTAL OF PB PROCESSES

15



LOCAL GOVERNMENT

12



REGIONAL, STATE AND
NATIONAL GOVERNMENTS

1



OTHER TYPE
OF INSTITUTION

2



LARGE CITIES

0



CAPITAL CITIES

1



MEXICO

COMMUNITY



CAPITAL

MEXICO CITY



POPULATION

126 190 790



LANGUAGE

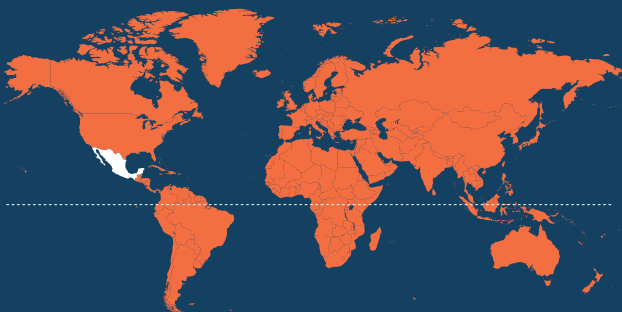
SPANISH



CURRENCY

PESO (MXN)

LOCATION



POSITION ON INDEXES



DEMOCRACY

71

FLAWED DEMOCRACY



HUMAN DEVELOPMENT

74

HIGH



CORRUPTION PERCEPTION

138/180



WORLD HAPPINESS

23/156

PARTICIPATORY BUDGETING DATA

by Guillermo M. Cejudo, Oliver Meza, Cynthia Michel
& Gerardo Velarde

LEGISLATION REGARDING THE REGULATION OF PARTICIPATORY BUDGETING EXPERIENCES

There are no regulations about Participatory Budgeting at the national level. However, there are 10 states legislated, including Mexico City (Beltrán, 2019), some examples are: Puebla, Jalisco y Ciudad de México. In other states, there are law initiatives being discussed at the moment and in Mexico City an update of the law is being debated.

OUTSTANDING INNOVATION

The municipality of San Pedro Garza García in the state of Nuevo León, a digital platform was created in order to present projects and to vote them. This initiative it's called San Pedro Decide. The main innovation concerns to the digital platform used in the municipality of San Pedro García, Nuevo León. The portal was created in order to upload, get to know and comment on the proposals in a very didactic and simple way. In it there is a guide that explains to citizens how to present projects, examples of proposals with their respective budgets, as well as a link to get in touch with an urban advisor in order to make a proposal. Within the new regulation of participation of the municipality, civil society organizations were included as an area in which the Participatory Budget can be carried out, which represents the creation of more specialized projects.

PRINCIPAL TENDENCIES DETECTED

There is an increase in the number of municipal governments that promote PB in order to identify projects to finance. Nowadays more and more states have citizen participation laws that recognized PB processes. Some cases such as Querétaro have started a pilot program (in three neighborhoods) before proceeding to implement it in a bigger scale.



TOTAL OF PB PROCESSES

18



LOCAL GOVERNMENT

17



OTHER INFORMATION

The culture of citizen participation is not rooted in Mexico, the percentages of participation in Participatory Budgeting processes tend to be very low in the presentation of projects phase as well as in the voting phase. Promoting Participatory Budgeting experiences is not included in the political agenda of the country at any level, but there are a few exceptions, such as the initiative of San Pedro Garza in the state of Nuevo León. Also, even though in Mexico City it's only a single exercise (organized by the Electoral Institute) the responsibility of the projects falls into the 16 municipalities that conforms it.



REGIONAL, STATE AND
NATIONAL GOVERNMENTS

1



OTHER TYPE
OF INSTITUTION

0



LARGE CITIES

4



CAPITAL CITIES

6



UNITED STATES OF AMERICA

COMMUNITY



CAPITAL

WASHINGTON, D.C



POPULATION

327 167 430



LANGUAGE

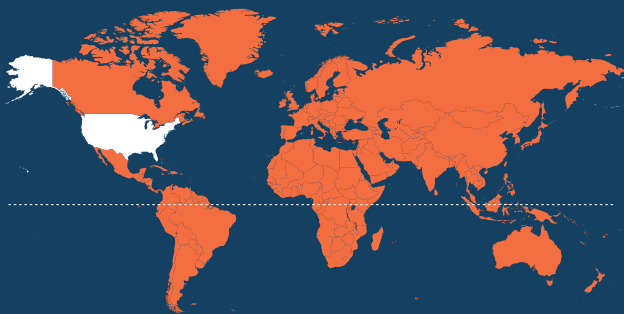
ENGLISH



CURRENCY

US DOLLAR
(USD)

LOCATION



POSITION ON INDEXES



DEMOCRACY

25

FLAWED DEMOCRACY



HUMAN DEVELOPMENT

13

VERY HIGH



CORRUPTION PERCEPTION

22/180



WORLD HAPPINESS

19/156

PARTICIPATORY BUDGETING DATA

by Loren Peabody & Josh Lerner

LEGISLATION REGARDING THE REGULATION OF PARTICIPATORY BUDGETING EXPERIENCES

— PB programs are regulated by the individual cities, counties, school districts, and organizations that implement them; there is no state - or national - level regulation of PB to our knowledge.

OUTSTANDING INNOVATION

— New York City created a Civic Engagement Commission that is responsible for expanding PBNYC into a city-wide process with considerably more resources and the New York City Department of Education has launched PB in 48 high schools with the plan of quickly expanding to all public high schools.

PRINCIPAL TENDENCIES DETECTED

— Steady growth in number of Participatory Budgeting processes, size of PB budgets, and number of participants. Rapid growth in school-based PB processes.



TOTAL OF PB PROCESSES

145



LOCAL GOVERNMENT

69



LARGE CITIES
NEW YORK
CHICAGO
SAN JOSE
PHOENIX SAN
ANTONIO



CAPITAL CITIES
BOSTON
PHOENIX



**REGIONAL, STATE AND
NATIONAL GOVERNMENTS**

1



**OTHER TYPE
OF INSTITUTION**

75



LARGE CITIES

5



CAPITAL CITIES

2

SOUTH

AMERICA



ARGENTINA

COMMUNITY



CAPITAL

BUENOS AIRES



POPULATION

44 494 500



LANGUAGE

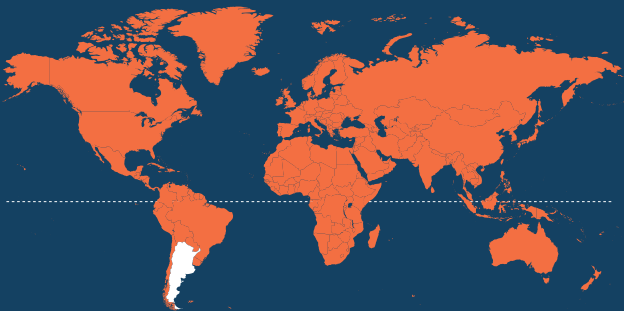
SPANISH



CURRENCY

PESO

LOCATION



POSITION ON INDEXES



DEMOCRACY

47

FLAWED DEMOCRACY



HUMAN DEVELOPMENT

47

VERY HIGH



CORRUPTION PERCEPTION

85/180



WORLD HAPPINESS

47/156

PARTICIPATORY BUDGETING DATA

by Emiliano Arena & Cristian Adaro

LEGISLATION REGARDING THE REGULATION OF PARTICIPATORY BUDGETING EXPERIENCES

The regulations regarding Participatory Budgeting are only for the municipalities (organic letters, ordinances). In the National University cases, P.B are regulated by the universities' statute, which is the most important regulation in this context.

OUTSTANDING INNOVATION

In the last year the main innovation has been the implementation of Participatory Budgeting focused in the elders (people over 60 years old) in the municipalities of Gualeguaychú and Santo Tomé.

PRINCIPAL TENDENCIES DETECTED

Continues the tendency towards the moderate growing of local governments developing Participatory Budgeting experiences. Also, it can be observed digital features within the presentation of proposals phase.

OTHER INFORMATION

Participatory Budgeting experiences in Argentina mostly involved face to face participation of the citizens. However, for some years now there have been experiences that incorporated the use of information technologies in the proposal making and the project selection phases of the processes, such as Rosario, La Plata and Vicente Lopez.



TOTAL OF PB PROCESSES

68



LOCAL GOVERNMENT

61



OTHER TYPE OF INSTITUTION

UNIV. NACIONAL DE GENERAL SARMIENTO^(UNGS)

UNIV. NACIONAL DEL LITORAL^(UNL)

UNIV. NACIONAL DE LA PATAGONIA AUSTRAL^(UNPA)

FACULTAD DE CIENCIA POLÍTICA Y RELACIONES INTERNACIONALES DE LA UNIV. NACIONAL DE ROSARIO^(UNR)

FACULTAD DE FILOSOFÍA Y HUMANIDADES DE LA UNIV. NACIONAL DE CÓRDOBA

ESCUELA SUPERIOR DE COMERCIO CARLOS PELLEGRINI

ESCUELA SECUNDARIA DE LA UNIV. NACIONAL DE GENERAL SARMIENTO



LARGE CITIES

LA MATANZA^(BUENOS AIRES)

CÓRDOBA^(CÓRDOBA)



CAPITAL CITIES

LA PLATA^(BUENOS AIRES)

CÓRDOBA^(CÓRDOBA)

SANTA ROSA^(LA PAMPA)

MENDOZA^(MENDOZA)

POSADAS^(MISIONES)

CIUDAD DE NEUQUÉN^(NEUQUÉN)

VIEDMA^(RÍO NEGRO)

SANTA FE^(SANTA FE)



REGIONAL, STATE AND
NATIONAL GOVERNMENTS

0



OTHER TYPE
OF INSTITUTION

7



LARGE CITIES

2



CAPITAL CITIES

8



BRAZIL

COMMUNITY



CAPITAL

BRASÍLIA



POPULATION

209 469 330



LANGUAGE

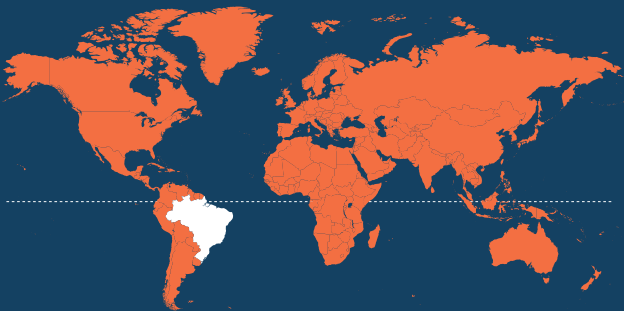
PORTUGUESE



CURRENCY

BRAZILIAN REAL

LOCATION



POSITION ON INDEXES



DEMOCRACY

50

FLAWED DEMOCRACY



HUMAN DEVELOPMENT

79

HIGH



CORRUPTION PERCEPTION

105/180



WORLD HAPPINESS

32/156

PARTICIPATORY BUDGETING DATA

by Lígia Lückmann & Wager Romão

OUTSTANDING INNOVATION

- Digital Participatory Budgeting in some cities such as Belo Horizonte and Recife Thematic Participatory Budgeting such as housing for children and youth.

Another type of participatory modalities such as the participatory system in the municipality of Canoas.

PRINCIPAL TENDENCIES DETECTED

- Decrease of Participatory Budgeting processes in the country, particularly after the 2016 elections.

* 2016 data **Maranhão



TOTAL OF PB PROCESSES

436



LOCAL GOVERNMENT

435*



REGIONAL, STATE AND
NATIONAL GOVERNMENTS

1**



OTHER TYPE
OF INSTITUTION

0



LARGE CITIES

8



CAPITAL CITIES

9



COLOMBIA

COMMUNITY



CAPITAL

BOGOTA



POPULATION

49 648 680



LANGUAGE

SPANISH



CURRENCY

PESO (COP)

LOCATION



POSITION ON INDEXES



DEMOCRACY

51

FLAWED DEMOCRACY



HUMAN DEVELOPMENT

90

HIGH



CORRUPTION PERCEPTION

99/180



WORLD HAPPINESS

43/156

PARTICIPATORY BUDGETING DATA

by Ricardo Jaramillo Rincón

LEGISLATION REGARDING THE REGULATION OF PARTICIPATORY BUDGETING EXPERIENCES

Participatory planning and participatory budgeting are eminently local processes, whether it comes from departmental or municipal levels of government. These initiatives are regulated by national laws, specifically in Law 152 of 1994, Law 1551 of 2012 and Law 1757 of 2015. The 152 law of 1994 “through which it is established the Organic Law for the development plan” defines the content of the development plans; the times for the presentation, discussion and approval; and also creates the National Planning Council and the territorial planning councils. These citizen participation areas should issue a concept about the development of the plans before their presentation to the Congress, the departmental assembly or the municipal council and as well as prepare the annual reports regarding the following of the processes. Concerning Participatory Budgeting, law 1551 of 2012 “which dictates the rules for the modernization of the organization and the functioning of the municipalities” indicates that the municipal or district councils can create in order to support the social investment in the districts, communes and localities, a participatory budgeting that allows citizens to deliberate and decide about the distribution of a percentage of the municipal budget, through the JAL and assigned to their respective communes, districts and localities, following the national and municipal regulations regarding the planning, budgeting and contracting according to the Municipal Development Plan (art 40). The 1757 law of 2015 “which directs matters related to the promotion and protection of the right to democratic participation” presents a definition of participatory budgeting, its purposes and monitoring mechanisms (arts 90 - 93). It also points out that governments of territorial entities, previously mentioned in the Constitution and the law can also development participatory budgeting experiences, in which the citizens can decide the allocation percentage of the municipal resources, that the respective authorities autonomously define according to the objects of the Development Plan (art 100). Additionally, section 2.2.y of the “Final Agreement for



TOTAL OF PB PROCESSES

180 - 200



LOCAL GOVERNMENT

150 - 170

the Termination of Conflict and the Construction of the Stable and Lasting Peace” establishes five issues on which development is required in order to promote the participation on participatory planning and participatory budgeting:

1. Review the functions and formation of the Territorial Planning Councils;
2. Provide technical assistance to the municipal and departmental authorities that require it in order to create different planning tools;
3. Review of the participation system in the planning processes and, specifically on:
 - a. Articulation between territorial and national planning entities;
 - b. Composition and functioning of the National Planning Council to ensure a wide-ranging and pluralistic representation;
 - c. System effectiveness.
4. Strengthen the institutional designs and methodology in order to facilitate the citizen participation and ensure its effectiveness in the social public policies formulation;
5. Strengthen and stimulate the implementation of gender participatory budgeting perspective and women’s rights at the local level to:
 - a. Promote the participation of men and women during the prioritization phase of the investment budget, so it can reflect the conclusions of the participatory planning practices;
 - b. Create incentives for the creation and execution of Participatory Budgeting experiences;
 - c. Promote monitoring mechanisms and accountability on Participatory Budgeting practices.

On the other hand, more than 50 departmental and municipal regulatory instruments on participatory budgeting in the country have been identified.

OUTSTANDING INNOVATION

– 2019 has not been the best year for PB processes in Colombia and, in general, for citizen participation. Even before Duque’s possession, the political sector he represents was going further in the limitation of participation mechanisms, such as the popular consultation, the prior consultation and the mobilization and social protest. Neither had been any progress regarding the normative implementation of the Peace Agreement mandates in relation to participatory budgeting and participatory planning. On the other hand, in October of the respective year, municipal and departmental elections will be held. Hence, the current governments are in their last year of management. Despite all of this, there are two important innovative experiences that have taken place since 2017. The first concerns to a methodological breakthrough in the municipalities of Valle de Aburrá (Antioquia), particularly in Sabaneta, who implemented a virtual platform open to all citizens so they propose and prioritize projects and also define the amount of resources that would be allocated for financing. The second one refers to a process that took place in the Risaralda department. The Government along with the Colombian Family Welfare Institute and the Technological University of Pereira design and applied a participatory budgeting experiences focus on children and teenagers, including a special component in which kids from seis year old were involved.

PRINCIPAL TENDENCIES DETECTED

– Despite the general weakening of the process, it’s identified that some participatory budgeting practices are still being executed, mainly those related to infrastructure and neighborhood improvements and with pedagogical components. No progress has been made regarding the terms or possibilities that presents the Peace Agreement in participatory budgeting matter, especially about the substitution of illicit crops.



REGIONAL, STATE AND
NATIONAL GOVERNMENTS

10



OTHER TYPE
OF INSTITUTION

20 - 40



LARGE CITIES

3



CAPITAL CITIES

3



CHILE

COMMUNITY



CAPITAL

SANTIAGO



POPULATION

17 574 003



LANGUAGE

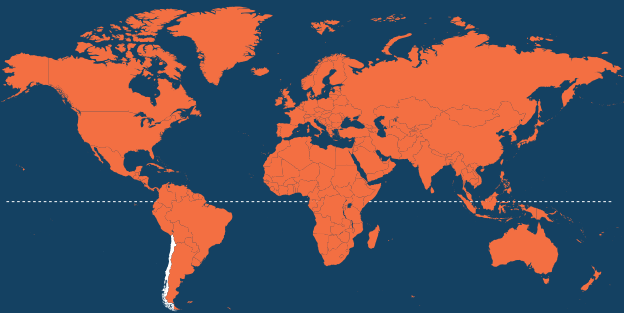
SPANISH



CURRENCY

PESO (CLP)

LOCATION



POSITION ON INDEXES



DEMOCRACY

23

FLAWED DEMOCRACY



HUMAN DEVELOPMENT

44

VERY HIGH



CORRUPTION PERCEPTION

27/180



WORLD HAPPINESS

26/156

PARTICIPATORY BUDGETING DATA

by Simone Júlio¹

OUTSTANDING INNOVATION

Although PB initiatives in the country are born due to political will of the mayors at local level, since 2014 the region of Los Ríos started its own process. One of the main reasons was the high valuation of citizen participation that exists in this territory and historical roots of the creation of the region of Los Ríos that happened in 2007 (preceded by a social movement of more than 30 years that demanded to be a region), and, of course, the political will of its representatives. This regional experience without any law mandating such a process is quite interesting, bearing in mind that Chile is a very centralized country, because its regional authorities are appointed and not elected by citizens.

PRINCIPAL TENDENCIES DETECTED

Since the first experience of PB in 2002 in the country, all cases are based on the political will of the mayors, once all of them are implemented at local level, with the exception of the PB of Los Ríos Region. The presentation of proposals is made mainly through social leaders, which means that the selection of the projects that go on the ballot paper is carried out in neighborhood or territorial assemblies, where mostly representatives of social organizations (in some cases also institutions) participate. Regarding voting and prioritizing proposals, predominates the model of the direct and universal vote of people over 15 years.

¹ Data collected from the articles: GARRIDO, Francisco and MONTECINOS, Egon (2018) "The participatory budget in Chile and the Dominican Republic: is the Law for the strengthening of participative crucial?", available in <https://www.researchgate.net>; and MONTECINOS, Egon (2018) "Democratización de la inversión pública en Chile. El caso del presupuesto participativo en la región de Los Ríos", in Revista del CLAD Reforma y Democracia, No. 72, Oct. 2018, pp. 137-162, available in <https://www.clad.org>.



TOTAL OF PB PROCESSES

38



LOCAL GOVERNMENT

37



* Región de Los Ríos



REGIONAL, STATE AND
NATIONAL GOVERNMENTS

1*



OTHER TYPE
OF INSTITUTION

0



LARGE CITIES

0



CAPITAL CITIES

0



ECUADOR

COMMUNITY



CAPITAL

QUITO



POPULATION

17 084 360



LANGUAGE

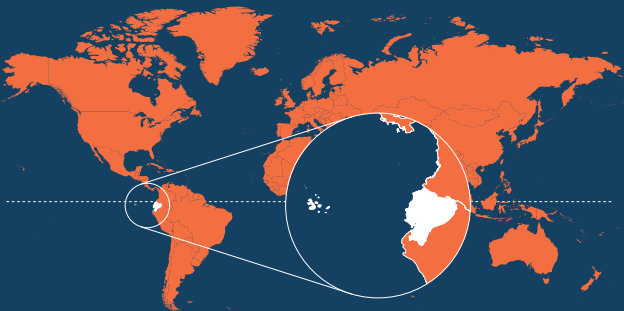
SPANISH



CURRENCY

US DOLLAR (USD)

LOCATION



POSITION ON INDEXES



DEMOCRACY

68

FLAWED DEMOCRACY



HUMAN DEVELOPMENT

86

HIGH



CORRUPTION PERCEPTION

114/180



WORLD HAPPINESS

50/156

PARTICIPATORY BUDGETING DATA

by Diego Alejandro Hidalgo Calero

LEGISLATION REGARDING THE REGULATION OF PARTICIPATORY BUDGETING EXPERIENCES

National Legislation

Constitution of the Republic of Ecuador (art. 100); Organic Law of Citizen Participation (art 64, art, 67 - 71); Organic Code of Territorial Organization, Autonomy and Decentralization (art. 304); Organic Code of Public Planning and Finance (art. 8). All national regulations mention the mandatory use of annual Participatory Budgeting at all different levels of government. However, the main normative is the Organic Law of Citizen Participation.

Local Legislation:

According to the national normative, local governments must adapt, by law, citizen participation systems, which should include Participatory Budgeting regulations. All local governments implement this mechanism. However, only one local government has developed and articulated this process extensively in its legislation, this is the municipality of Metropolitan District of Quito, through the Ordinance of Metropolitan Law of Citizen Participation and Social Control and its regulation.

The rest of local and provincial governments implement this mechanism following a guide developed by the fifth function of the Ecuadorian State, the Council of Citizen Participation and Social Control. Yet, do not have specific regulations (ordinances/regulations) in order to develop Participatory Budgeting processes.

OUTSTANDING INNOVATION

The Metropolitan District of Quito has led the innovation filed regarding Participatory Budgeting since 2006, by using technological process in order to achieve real participation. Yet, it requires an annual evaluation and adjustment, but it



TOTAL OF PB PROCESSES

245



LOCAL GOVERNMENT

221



fulfill and surpass the international and national parameters. Since 2016, year in which the Metropolitan Ordinance of Citizen Participation and Social Control was promulgated, an integral and articulated system was created that integrates methodological processes in order to define Participatory Budgeting experiences, and to solve the representation and legitimacy crisis of neighborhood leaders through the homogenization of a citizen assemblies system (from the basis: neighborhood, parochial, zonal assemblies and Quito assembly). Until now, there are more than 800 neighborhood assemblies that integrate the first level of articulation of the system; every one of them send four (4) representatives in order to conform the 65 parochial assemblies, being in total 3,200 representatives. In the last ones, Participatory Budgeting was defined through 65 deliberative sessions. Hence, it was decided that P.B should be a binding process in which the citizenship can decide at least 60% of the investment budget in each zone for the execution of infrastructure and social projects. It is noticed that the system has accomplished an execution that exceeds 87% of the amount of more than 25 million dollars per year, due to the participation of the citizens (monitoring committees) in the control and inspection phase of the projects

PRINCIPAL TENDENCIES DETECTED

- The different levels of government tend to take the Quito

experience as an example of Participatory Budgeting initiative, due its innovation regarding the use of digital platforms for the monitoring phase of the process. The main reason for it is because the Metropolitan System of Citizen Participation and Social Control of the Municipality of Quito is constantly being reviewed and analyzed, which is an important characteristic of this case. Nevertheless, according to the participatory tradition as well as the Ecuadorian social dynamic, adults and elders are the main group participating within these processes since the neighborhood leadership do not allow dynamism of other type of group such as young people. Therefore, on October 1st of 2018, the municipality of Quito implemented the digital platform called "Quito Decide" based on the CONSUL system of the municipality of Madrid, that seeks the participation of the youth and young adults in the monitoring phases, also it is aimed to create a hybrid process incorporating face-to-face (assemblies) and digital participation in order to increase the number of people participating in this annual democratic process.

OTHER INFORMATION

- Although the implementation of Participatory Budgeting in Ecuador is mandatory, according to the national regulation; it could be noticed that there are gaps in the implementation of these processes, meaning that there are not minimum parameters that guarantee the implementation of the law.



REGIONAL, STATE AND
NATIONAL GOVERNMENTS

24



OTHER TYPE
OF INSTITUTION

0



LARGE CITIES

2



CAPITAL CITIES

1



PARAGUAY

COMMUNITY



CAPITAL

ASUNCIÓN



POPULATION

6 956 070



LANGUAGE

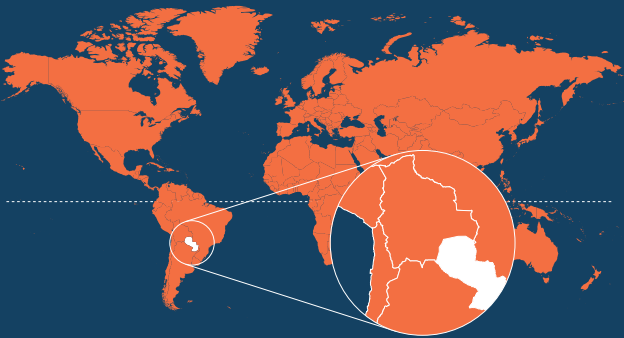
SPANISH



CURRENCY

GUARANÍ (PYG)

LOCATION



POSITION ON INDEXES



DEMOCRACY

70

FLAWED DEMOCRACY



HUMAN DEVELOPMENT

110

HIGH



CORRUPTION PERCEPTION

132/180



WORLD HAPPINESS

63/156

PARTICIPATORY BUDGETING DATA

by Pogrebinschi, Thamy. (2017).

LATINNO Dataset. Berlin: WZB

LEGISLATION REGARDING THE REGULATION OF PARTICIPATORY BUDGETING EXPERIENCES

— Only backed by a governmental program or policy.

PRINCIPAL TENDENCIES DETECTED

— Experience developing on a regular basis and democratic innovation yields a binding decision.

OTHER INFORMATION

— The Participatory Budget is an initiative of the Administration of the Municipality of Asunción, whose objective is to involve citizens in the process of allocating resources at the municipal level. In 2016, informational and deliberative meetings were held in 10 municipal centers. The neighborhood projects were already included in the municipal budget of 2017. Among the agreements created is the Comprehensive Centers of Citizen Unit, tasked with carrying out the projects prioritized.



TOTAL OF PB PROCESSES

1



LOCAL GOVERNMENT

1



REGIONAL, STATE AND
NATIONAL GOVERNMENTS

0



OTHER TYPE
OF INSTITUTION

0



LARGE CITIES

0



CAPITAL CITIES

1



PERU

COMMUNITY



CAPITAL

LIMA



POPULATION

31 989 260



LANGUAGE

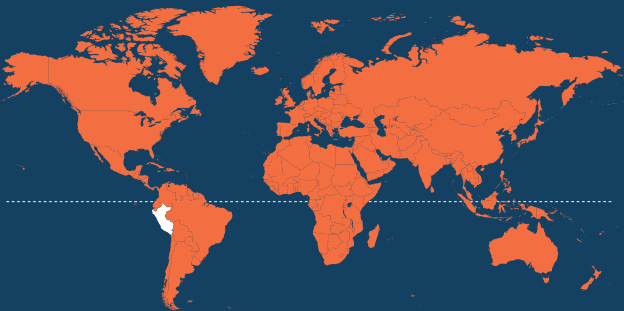
SPANISH



CURRENCY

SOL (PEN)

LOCATION



POSITION ON INDEXES



DEMOCRACY

59

FLAWED DEMOCRACY



HUMAN DEVELOPMENT

89

HIGH



CORRUPTION PERCEPTION

105/180



WORLD HAPPINESS

65/156

PARTICIPATORY BUDGETING DATA

by Stephanie McNulty

LEGISLATION REGARDING THE REGULATION OF PARTICIPATORY BUDGETING EXPERIENCES

There is a national Participatory Budgeting law, and several decrees that regulate the law.

OUTSTANDING INNOVATION

Peru's main innovation was to pass the world's first national law mandating PP in all subnational governments in 2003.

PRINCIPAL TENDENCIES DETECTED

The process mostly takes place at the district level and is very formulaic. Officials call meetings and most decisions are made with very little participation. There is very little innovation. Also, in wealthier urban areas, which are very few, there is online voting.

OTHER INFORMATION

In Peru, Participatory Budgeting experiences (except the council coordination) are institutionalized in all subnational governments and citizen participation in the decision-making processes in the political sphere is also arising, which is an important outcome. However, the data does not suggest that the historically outcast actors are significantly participating. In addition, there's no evidence that the participatory institutions are helping to improve the efficiency and the government's response capacity or doing something to reduce corruption. Therefore, even though the reform has achieved some Important results, the effect on the democracy and governance has been inadequate. In general, in Peru the results have been limited.

*25 Regions, 195 Provinces



TOTAL OF PB PROCESSES

2089



LOCAL GOVERNMENT

1869



REGIONAL, STATE AND
NATIONAL GOVERNMENTS

220*



OTHER TYPE
OF INSTITUTION

0



LARGE CITIES

1



CAPITAL CITIES

25



URUGUAY

COMMUNITY



CAPITAL

MONTEVIDEO



POPULATION

3 449 300



LANGUAGE

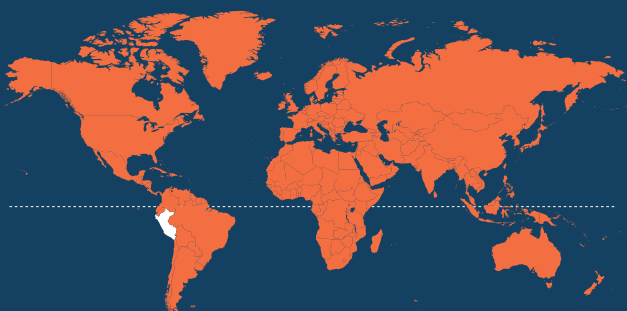
SPANISH



CURRENCY

URUGUAYAN PESO
(UYU)

LOCATION



POSITION ON INDEXES



DEMOCRACY

15

FULL DEMOCRACY



HUMAN DEVELOPMENT

55

VERY HIGH



CORRUPTION PERCEPTION

23/180



WORLD HAPPINESS

33/156

PARTICIPATORY BUDGETING DATA

by Alicia Veneziano Esperón & Mariano Suárez Elías

LEGISLATION REGARDING THE REGULATION OF PARTICIPATORY BUDGETING EXPERIENCES

There's no current legislation or law regulating Participatory Budgeting initiatives. The decision to set up these initiatives fall into the will of the regional or local government. However, the Participatory budgeting experiences at the subnational level are regulated by internal protocols.

PRINCIPAL TENDENCIES DETECTED

The first trend registered has been the decrease of Participatory Budgeting experiences promoted by the regional governments (departmental governments). From 2005 to 2010 there were eight departments working with Participatory Budgeting processes, nowadays there are only four of them. The departments of Florida, Canelones, Cerro Largo and Salto are no longer developing P.B initiatives.

The second one is about Participatory Budgeting addressed to young people. During this period, arises the proposal of the municipality B of Montevideo along with the municipality of San Carlos (Maldonado), they are the only current ones in the country. At the same time, the youth thematic of the Participatory Budgeting in Paysandú disappears, which it had been included since its beginnings.

Currently, none of them is working. It can be said that young people are still not interested in getting involved in these initiatives and also the government hasn't really put much effort into developing specific strategies to include them. On the other hand, the introduction of digital PB was and is still very slow. However, the insertion of the digital modality in the 2016 edition of the Participatory Budgeting in Montevideo was considered as a breakthrough, allowing citizens the opportunity to submit a proposal via online. As a result, the participation increased. It is intended that by 2020, people can also vote via online.



TOTAL OF PB PROCESSES

4



LOCAL GOVERNMENT

0



OTHER INFORMATION

The active number of PB experiences supported by the regional government (departmental government in Uruguay) is four: Montevideo, Rivera, Paysandú and Maldonado. These initiatives are being developed at regional level and in some cases also by the local government. Moreover, in some municipalities (B municipality of Montevideo and San Carlos in Maldonado) these processes are incorporated into the youth program. The local government is placed on the third level of the hierarchy of the territorial government, it's part of the departmental government. The decision to set up these initiatives fall into the will of the regional or local government. PB experiences in the subnational level are regulated by internal protocols created by the executive bodies that promote them.

The PB experiences in Uruguay share the following features: low level of formalization, territorial design, the allocation of resources is decided through a voting process and is not based on social justice redistribution, binding decisions, they are

open to all citizens, but the initiatives are not quite deliberative. It can be said that the four P. B initiatives are regional programs, but they involved localities and municipalities. For example, in Montevideo, the city is divided into eight municipalities (A, B, C, CH, D, E, F and G. In Maldonado, there are also eight municipalities in the regional level: Aiguá, Garzón, Maldonado, Pan de Azúcar, Piriápolis, Punta del Este, San Carlos y Solís Grande. On the other hand, in Paysandú, is distributed in several municipalities, such as: Chapiçuy, Guichón, Lorenzo Geyres, Piedras Coloradas, Porvenir, Quebracho y Tambores y las Juntas Locales de Cerro Chato y Gallinal.

¹ The four experiences are promoted by the second level of government, being the regional government (departmental in the case of Uruguay). In the case of Rivera, the Participatory Budgeting only refers to the capital city and there's no intervention of the municipal level during the execution of the project. Meanwhile, in Montevideo, Maldonado and Paysandú, P.B applies to the regional level, but the responsibility of the development of the project falls into the local level.



REGIONAL, STATE AND
NATIONAL GOVERNMENTS

4¹



OTHER TYPE
OF INSTITUTION

0



LARGE CITIES

1



CAPITAL CITIES

4



ASIA



ARMENIA

COMMUNITY



CAPITAL

YEREVAN



POPULATION

2 951 780



LANGUAGE

ARMENIAN



CURRENCY

DRAM
(AMD)

LOCATION



POSITION ON INDEXES



DEMOCRACY

103

HYBRID REGIME



HUMAN DEVELOPMENT

83

HIGH



CORRUPTION PERCEPTION

105/180



WORLD HAPPINESS

116/156

PARTICIPATORY BUDGETING DATA

by Anastasia Fadeeva & Alexander Faramazian

LEGISLATION REGARDING THE REGULATION OF PARTICIPATORY BUDGETING EXPERIENCES

-
No data.

OUTSTANDING INNOVATION

-
There is no outstanding innovation on PB.

PRINCIPAL TENDENCIES DETECTED

-
Completely web-based process, online voting only.

OTHER INFORMATION

-
2019 is the first year of implementation, so everything is still in development. As for now, there is a web-site of PB process in Yerevan <https://activecitizen.yerevan.am>, initiated by the city hall in amount of about 1mln USD. The initiatives submission period is set to be about 3 months, after which there will be online voting and the most voted initiatives will be implemented by the city. The maximal cost of a project is set to be about \$60,000.



TOTAL OF PB PROCESSES

1



LOCAL GOVERNMENT

1



REGIONAL, STATE AND
NATIONAL GOVERNMENTS

0



OTHER TYPE
OF INSTITUTION

0



LARGE CITIES

1



CAPITAL CITIES

1



CHINA

COMMUNITY



CAPITAL

BEIJING



POPULATION

1 392 730 000



LANGUAGE

CHINESE



CURRENCY

RENMINBI
(CNY)

LOCATION



POSITION ON INDEXES



DEMOCRACY

130

AUTHORITARIAN



HUMAN DEVELOPMENT

86

HIGH



CORRUPTION PERCEPTION

87/180



WORLD HAPPINESS

93/156

PARTICIPATORY BUDGETING DATA

by Li Fan (Interlocutor) & Xiang Hao

OUTSTANDING INNOVATION

The two main innovations in the Participatory Budgeting process in China contains two parts: first, it creates a “all people vote” system in a non-electoral society. Second, it brings the People’s Congress into the process, which is usually called “rubber stamp” in the political system. These two innovations can represent the development of Chinese participatory process, from authoritarian consultative to participatory democracy (or direct democracy).

“All People can vote” in Haikou City, Meilan District

We conclude that there are seven types of PB in China, different places implement PB in different ways. The recent new model is Haikou model; the most innovative design is all people living in the area above a certain age have the right to vote. Haikou model has then been used to other places like Nanchang City and Suzhou City. It differs from other types because the residents get the deciding right through voting while the previous “PB like” approach is merely consultative or providing information.

Institutional Arrangements

Haikou Model has been adopted both at the street-level and community-level which allows the citizens to participate in decision-making about their collective life. Haikou City implemented this model in 2016 for the first time, the relative strength of the city and district executive officials play a role in encouraging this procedure. It is instituted with a strong community autonomy and participation framework.

The pilot experiment has been implemented in two streets and 13 communities, covering 140,000 people. For individuals, they can both make proposal and vote on these two levels. It tends to lead the citizens to think more about the city as a unity, not their own backyard. The projects have two categories, construction projects, and service-oriented projects, the first one, cover the expenses related to the capital establishment or innovation of facilities and the latter can provide more diverse services to



TOTAL OF PB PROCESSES

5-7



LOCAL GOVERNMENT

5-7

the community lives. Haikou PB also allows young students in the school to join in the whole process. In the second round of Haikou PB (2017-2018), it expands to four streets and incorporated community-based social organizations (CSOs) to propose for their projects. In order to win, those organizations need to perform their expertise and get to know people's real voice. Also, it encourages citizens to mobilize into associations. This year (2018-2019) Haikou experiment consists of four streets and expands to townships for the first time. Each township gets 300,000 RMB and the total amount of allocated money is 2,250,000 RMB. One thing should deserve much attention is Haikou PB still used for a small proportion of municipal budgets and it hasn't been institutionalized with the law or other administrative regulations.

PRINCIPAL TENDENCIES DETECTED

— Theoretically, the development of PB in China represents a more accountable and more responsive authoritarian government. But when implemented in practice, the outcomes may be paralyzing. For current situations, PB in China maintains a great diversity and it may continue to evolve with the trend of community autonomy.

Diversity

To begin with, PB itself shows much diversity worldwide. China isn't the exception in this adaptive characteristic; rather it is unique in the way inside one country there are many different categories. For the central government, it has no accurate policy advocating on the PB practice. But still, the central government wants its local agents to be adjustable to local conditions.

Community Autonomy

From Wenling to Haikou, Chinese PB has gone through a process originated from open budget to community autonomy. Based on these years' practice, PB in China may continue to be connected with community autonomy way.

Dissemination

When tracing individual PB case in China, each hasn't maintained for a long time. The most long-lasting has been Wenling Model that started in 2005 and many years after, this model hasn't been spread to any other city. It is because the government's willingness plays a crucial role in the dissemination process. Sometimes, when innovative leaders are gone, the whole process will be forced into an end. And none of them can make this practice into law or administrative regulations. Second, compared to other countries, China lacks the official acknowledge from the central government, which is the major support for bureaucracy motive. The Haikou model has been disseminating to Nanchang City and Soochow City mainly because the promoters have personal ties with local officials. It also means in the absence of central government's promotion, the connection between local governments can't be cut at all. PB itself shows great flexibility which is also the reason why it can exist in an authoritarian regime. To conclude, PB in China may continue to be diverse and will be combined with the community autonomy, gradually, it will disseminate to more cities and rural areas.

OTHER INFORMATION

— To draw generalizable lessons from China's PB experiences, we must come to realize the specific background of Chinese politics. Second, despite the merits of participatory democracy or the benefits of practice in direct decision and deliberation gained in the PB process, there are some limitations need to be known.

The Chinese Reform Puzzle

Over the last four decades since the open up and reform policy, China has experimented with some controlled political reforms.

CONTINUED ON NEXT PAGE >



REGIONAL, STATE AND
NATIONAL GOVERNMENTS

0



OTHER TYPE
OF INSTITUTION

0



LARGE CITIES

4



CAPITAL CITIES

3



CHINA

COMMUNITY



CAPITAL

BEIJING



POPULATION

1 392 730 000



LANGUAGE

CHINESE



CURRENCY

RENMINBI
(CNY)

LOCATION



POSITION ON INDEXES



DEMOCRACY

130

AUTHORITARIAN



HUMAN DEVELOPMENT

86

HIGH



CORRUPTION PERCEPTION

87/180



WORLD HAPPINESS

93/156

These years they have been called governance innovations lead by the authoritarian government but promote participation and democracy unintentionally. China is a particularly important case that some scholars name it as “deliberative authoritarian”. Along this way, there are democratic promoters work on reform politics, from the direct election on the leader of the township (1998) to individual candidates come out to campaign for themselves (2006, 2011) in People’s Congress Election. China has five layers of government: central, province, city, county and township. Each level replicates the entire suite with the central level. Reform often develop at the local level, where civil society can work together with the local government. PB is such an example. Residents want to get more information and rights on budget problems and the local officials try to be more responsive. Under this condition, some scholars and non-governmental organizations (the World and China Institute) began to offer PB as a professional solution. PB in China started early but haven’t grown fast or got popular.

The Problems in China’s Participatory Budgeting

The political context directly influences the practical experiences of China’s PB. These shortcomings are also the future direction for development. To begin with, the willingness for local governments is doubted in some places. Like what we mentioned before, there are “PB like” approaches (eg. Chengdu City) in China. They may have a discussing platform for residents to talk about the projects but in the end, local officials still choose what they want. They are even not consultative because these local officials barely listen. In other places, local officials complain about the voting results if they are not their favorite ones. Second, the Chinese method of motivation may hurt the process of PB. As a post-communist state, China remains highly efficient in encouraging residents to achieve administrative goals. It is good when comes to inspire participation, but it goes too far. PB is used as campaign-style policy enforcement thus it gets much too high turnout and proposals. This may exhaust residents and give great



TOTAL OF PB PROCESSES

5-7



LOCAL GOVERNMENT

5-7



pressure to community staff; it adds more burden to them and diminishes the benefits PB has brought to them. It may also be the reason why PB cannot persist in one place for a long time. Third, the PB process appears superficial in the procedure. For one reason, local governments get used to the way of dealing with political tasks and thus ignore the real meaning of PB which is to get more people involved in real participation. Also, China's bureaucracy is composed of two parallels, the party, and state, so in practice, officials hold the party position as well. Thus, it makes the PB process get intertwined with the party stuff which leads to unnecessary competition from different governments. In this way, all innovations, PB included, not to serve as a purpose to cultivate civil society and individual citizens but to act as a strengthening to the rule of the country.

Cities	Promoters
Wenling	Local Government + WCI Local Government + Professor Fishkin's team
Wuxi	Local Government + Development Research Center of the State Council
Haerbin	Local Government + Development Research Center of the State Council
Shanghai	Local Government + Team from Tsinghua Univesity & Fudan University
Beijing	Local Government + WCI
Baimaiao	Local Government + WCI
Yanjin	Local Government + Team from Sun Yat-Sen University + World Bank
Haikou	Local Government + WCI
Nanchang	Local Government + WCI
Soochow	Local Government + WCI



REGIONAL, STATE AND
NATIONAL GOVERNMENTS

0



OTHER TYPE
OF INSTITUTION

0



LARGE CITIES

4



CAPITAL CITIES

3



GEORGIA

COMMUNITY



CAPITAL

TBILISI



POPULATION

3 731 000



LANGUAGE

GEORGIAN



CURRENCY

GEORGIAN LARI
(GEL)

LOCATION



POSITION ON INDEXES



DEMOCRACY

89

HYBRID REGIME



HUMAN DEVELOPMENT

70

HIGH



CORRUPTION PERCEPTION

41/180



WORLD HAPPINESS

119/156

PARTICIPATORY BUDGETING DATA

by Urszula Majewska

LEGISLATION REGARDING THE REGULATION OF PARTICIPATORY BUDGETING EXPERIENCES

There is no regulation at the national/governmental level. Usually, PB is implementing at the local level, based on the mayor's (executive power) order every year.

However, a group of the nongovernmental organization started to work on developing legislation at the national level regarding the regulation of Participatory Budgeting experiences.

PARTICIPATORY BUDGETING EXPERIENCES PROMOTED BY THE LOCAL GOVERNMENT

Started in 2018 and continue this year: Gori, Tskaltubo, Akhaltsikhe, Kutaisi;
First edition this year: Zugdidi, Signagi, Mestia, Ozurgeti, Batumi, Chokhatauri;
Start preparation this year: Khelvachauri.

OUTSTANDING INNOVATION

The participatory budget in Georgia is influenced by the specificity of the self-government structure, still undergone decentralization processes. Other problems are low activities of residents and weak civil society, multiculturalism, multiethnicity, low rural development and limited access to electronic tools. That is why it is difficult to talk about innovation here. The introduction of PB in 2015 was an innovation. PB is considered the most effective tool of democracy, which is becoming more and more interested in the central authorities. In Georgia, it is very important, not only the development of technology and digital system, but direct involvement of residents, mechanisms of dialog, meetings, and discussions. From the beginning, the emphasis



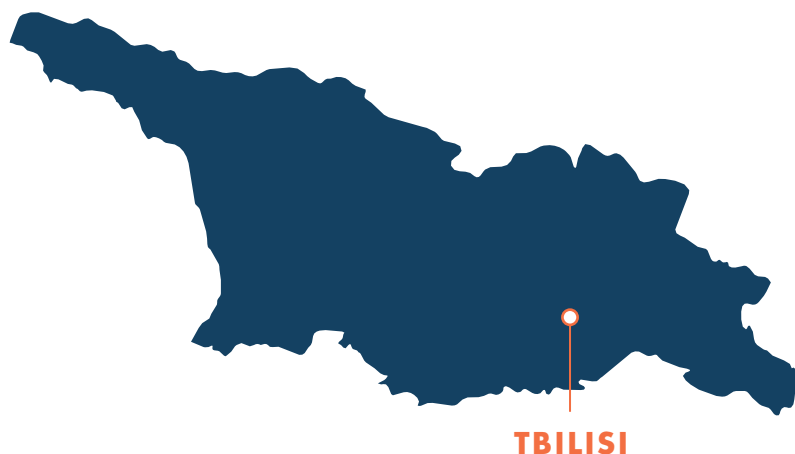
TOTAL OF PB PROCESSES

11



LOCAL GOVERNMENT

11



on the inclusion of PB in the budgeting system and strategic documents of the local government was very important. In 2019, an additional element of the process is being developed

- a. Including residents at the stage of implementing projects selected in the BP process.

b.

PRINCIPAL TENDENCIES DETECTED

- 1. Increase in participatory budgets in cities (so far, they have been carried out mainly on a scale of the municipality, which included several dozens, sometimes more than one hundred villages);
- 2. Even though the use of electronic tools is low in Georgia, it is observed a growth of digital practices;
- 3. Emphasis on smaller projects.

OTHER INFORMATION

– There is no specific model of PB. Since the regions differ so much from each other, the PB process is different in each municipality too. For example, the selection of projects is performed either by consensus or voting system (mostly in cities). Because of that, it was very important the preparation Standards of PB as a result of multiple-year efforts to introduce the Participatory Budget (PB) mechanism in Georgia. Standards have been developed by a group of Georgian activists and municipalities under the umbrella of Polish-Georgian cooperation, jointly implemented by Solidarity Fund PL and Polish experts. Based on Standards, the process of PB Certification in municipalities is currently being prepared by local consortium and international organizations. This is to ensure the preservation of the Standards and also be an indicator and to the development of processes in the municipalities.



REGIONAL, STATE AND
NATIONAL GOVERNMENTS

0



OTHER TYPE
OF INSTITUTION

0



LARGE CITIES

0



CAPITAL CITIES

0



INDIA

COMMUNITY



CAPITAL

NEW DELHI



POPULATION

1 352 617 330



LANGUAGE

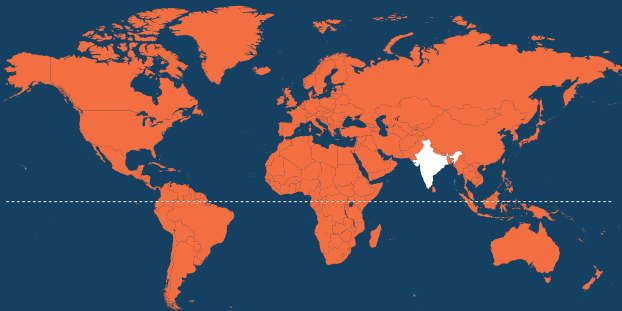
HINDI / ENGLISH



CURRENCY

INDIAN RUPEE
(INR)

LOCATION



POSITION ON INDEXES



DEMOCRACY

41

FLAWED DEMOCRACY



HUMAN DEVELOPMENT

130

MEDIUM



CORRUPTION PERCEPTION

78/180



WORLD HAPPINESS

140/156

PARTICIPATORY BUDGETING DATA

by Stéphanie Tawa Lama Rewal

LEGISLATION REGARDING THE REGULATION OF PARTICIPATORY BUDGETING EXPERIENCES

The legislative assembly of the city-state of Delhi drafted a Bill (the Swaraj Bill) to institutionalize PB; however, the Bill was shelved in 2016 due to constitutional constraints.

OUTSTANDING INNOVATION

The government of the city-state of Delhi was prevented, because of an institutional tussle with the Central government, from generalizing the pilot PB implemented in a sample of constituencies in 2015. However, it redirected its resources to develop, from 2016 onwards, a more “thematic”, “actor based” type of PB (Cabannes et Lipietz 2018) in the 1000 schools that come under this government. The “super assemblies” that bring together representatives of the School management committees of all schools in each constituency, are quite innovative; there has been an impact in terms of exam results - recognized officially in 2019, but also (even though this is more difficult to prove) in terms of citizenship building.

OTHER INFORMATION

PB in Kerala stopped in 2001 because of the change of government, and in 2006 the new change of government led to attempts at reviving it; however, the paucity of research and media reports on it suggest that PB is certainly not developing in this state; In Pune, PB is still going on, but it remains limited to a consultation (largely online), and it has been critiqued as a mere formality; Participatory Budgeting in Delhi stopped in 2016; but the “School managing committee’s super assemblies” put in place in 2016, and still continuing today, can be considered as a form of PB, but a PB limited to school issues, and in which only parent-citizens are involved.



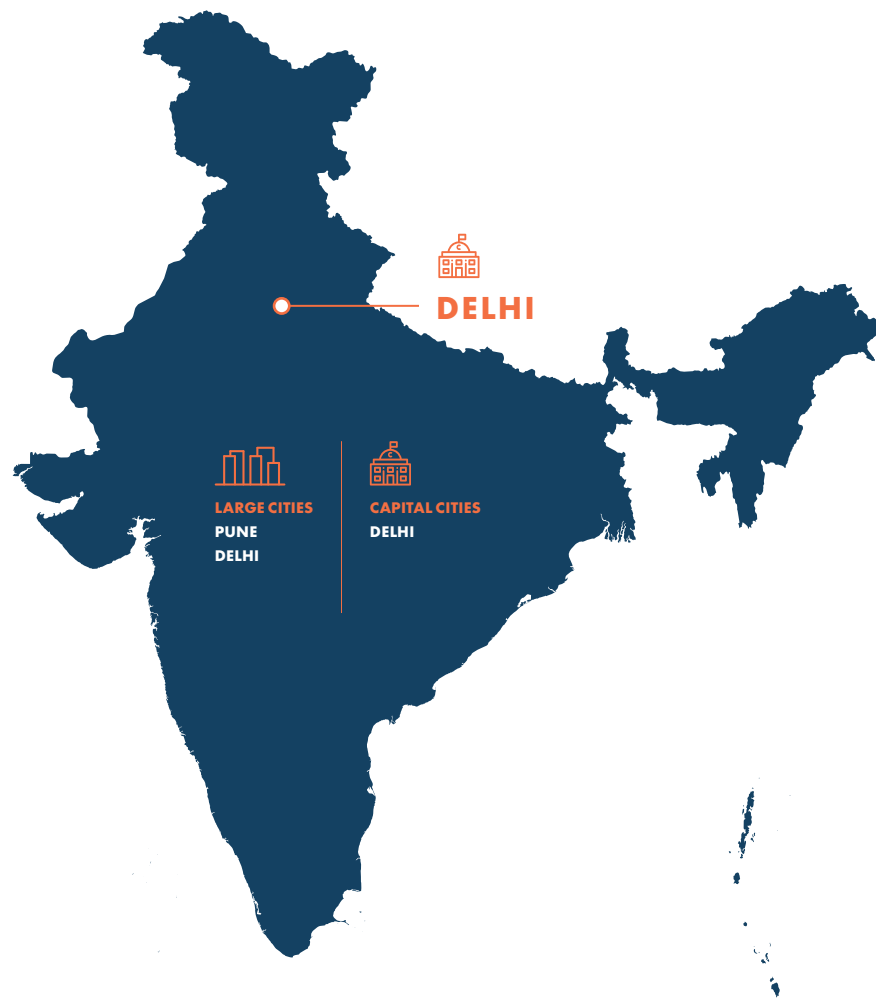
TOTAL OF PB PROCESSES

2



LOCAL GOVERNMENT

1



REGIONAL, STATE AND
NATIONAL GOVERNMENTS

1



OTHER TYPE
OF INSTITUTION

0



LARGE CITIES

2



CAPITAL CITIES

1



INDONESIA

COMMUNITY



CAPITAL

JAKARTA



POPULATION

267 663 430



LANGUAGE

INDONESIAN



CURRENCY

INDONESIAN
RUPIAH (IDR)

LOCATION



POSITION ON INDEXES



DEMOCRACY

65

FLAWED DEMOCRACY



HUMAN DEVELOPMENT

116

MEDIUM



CORRUPTION PERCEPTION

89/180



WORLD HAPPINESS

92/156

PARTICIPATORY BUDGETING DATA

by Ahmad Rifai¹

TOTAL NUMBER OF PARTICIPATORY BUDGETING PROCESSES

There are 514 Cities and Municipalities in Indonesia which implement participatory budgeting mechanism.

PARTICIPATORY BUDGETING EXPERIENCES PROMOTED BY THE LOCAL GOVERNMENT

PB processes is nationwide program, all local governments are obliged to do so. Although there is variation in the way how PB may be implemented. Some cities are now allowing online PB by inviting citizen to send their proposal through certain online platform. There are 514 cities and municipalities.

LEGISLATION REGARDING THE REGULATION OF PARTICIPATORY BUDGETING EXPERIENCES

Following the implementation of National Development Planning System under the Law No.25 Year 2004, all the local authorities from Villages, and Cities (followed by Provinces and National government) has to conduct participatory planning and budgeting mechanism.

The bottom-up procedures allow more democratic process at the lower level to discuss and allocate budget. In 2014, the national government decided to improve local autonomy by establishing Village Law No.6 Year 2014 followed by establishment of Law No.60 Year 2014 about Village Budget. This law allocates portion of budget transferred directly from national government to the village, by which each village has to implement participatory budgeting to plan and use the budget. There are regulations and laws that are affiliated to the implementation of participatory planning and budgeting in Indonesia:

Decentralisation / Local government ^(the latest is the active law)

· Law No. 22 / 1999



TOTAL OF PB PROCESSES

514



LOCAL GOVERNMENT

514

- Law No.32 / 2004
- Law no.23/2014
- Law No.9 / 2015 regarding local government²

National law on finance

- Law No. 17 / 2003 on National Finance³

Fiscal decentralisation

- Law No.25 /1999
- Law No. 33/2004^(revision) on Balancing national & local finance⁴

Development planning system

- Law No.25/2004 on Indonesian national development system⁵

Village autonomy

- Law No.6 / Year 2014 about Village
- Law No.60 / Year 2014 About Village Budget

OUTSTANDING INNOVATION

– The privilege of participatory budgeting in villages; greater budgetary authority as a result of village autonomy. E-Musrenbang promotes efficiency and better transparency to the PB process by providing accessible through its open platform. Indicative Budget Ceiling.

PRINCIPAL TENDENCIES DETECTED

– How PB counts the voice of marginalized groups.

The involvement of marginalized groups often limited to territorial based engagement. A good example is Solo City by also inviting sector-based associations such as informal

transport association, street vendors associations, women's association and many more.

The use of online platform does not necessarily omit direct participation.

City government use different online tools to allow collection of proposal from communities, but in many cases, we have to be aware of how the proposal itself is built and discussed among the community members. The off-line mechanism is still needed to make sure that people are not marginalized by the process.

Many ways of budget allocation and distribution.

There are variations where local government put their budget to finance PB projects in Indonesia. Some cities prefer to allocate a fixed budget to village or wards, so they can plan and allocate resources to solve small scale urban issues. While the city is more focus in implementing city scale intervention. However, cities also sometimes only allow citizens to collect proposal, and all the implementation of the budget will be executed by the local government units. With the upcoming Village Law, Indonesian villages will have more financial resources to propose long term development projects. This allows the community in the village to design independent intervention scheme based on actual funding that was received from the national allocation.

¹ Kota Kita Foundation

² <http://www.bpn.go.id/Publikasi/Peraturan-Perundangan/Undang-Undang/undang-undang-nomor-9-tahun-2015-57853>

³ <https://luk.staff.ugm.ac.id/atur/UUI7-2003KeuanganNegara.pdf>

⁴ <https://luk.staff.ugm.ac.id/atur/UUI7-2003KeuanganNegara.pdf> HR19.pdf

⁵ <http://sadu-wasistiono.ipdn.ac.id/wp-content/uploads/perdamenurutuu25thn2004danuuno32thn2004.pdf>

CONTINUED ON NEXT PAGE >



REGIONAL, STATE AND
NATIONAL GOVERNMENTS

0



OTHER TYPE
OF INSTITUTION

0



LARGE CITIES

12



CAPITAL CITIES

1



INDONESIA

COMMUNITY



CAPITAL

JAKARTA



POPULATION

267 663 430



LANGUAGE

INDONESIAN



CURRENCY

INDONESIAN
RUPIAH ^(IDR)

LOCATION



POSITION ON INDEXES



DEMOCRACY

65

FLAWED DEMOCRACY



HUMAN DEVELOPMENT

116

MEDIUM



CORRUPTION PERCEPTION

89/180



WORLD HAPPINESS

92/156

OTHER INFORMATION

In the Indonesian context, Participatory planning and budgeting is a mandatory mechanism that must be implemented by national, provincial and local governments (city and municipalities). This means that all municipalities / cities have implemented participatory planning and budgeting since 2004, after the establishment of Law No.25/2004. Nevertheless, the quality of participation depends on the local political and social context. There is no current research that investigates it.

However, Kota Kita researches in six cities and describes what are some dynamics around the implementation of Musrenbang (PB forum) from seven aspects: regulatory environment, organization of the process, participation, access to information, budget allocation, innovation, and project type (Rifai et. al., 2016). Since its formal establishment in 2004, the implementation of PB in local level has had variations in terms of processes, project implementation, information provided, budget allocation, regulatory strategy and environment, and innovation features.

The city/municipality have to adapt the national regulation into its local specific context. For provinces or cities who have special recognition like in Aceh, may have different denomination and ways of implementing PB. In Aceh, with sharia law circumstances, the P.B focused in women is being developed to allow women to propose projects based on their special needs and issues. In many cases, cities create regulation that fits their local circumstances. There are many approaches of executing the PB forum in local level, especially in the aspect of scope of participation, ways to participate, and size of budget allocation.



TOTAL OF PB PROCESSES

514



LOCAL GOVERNMENT

514



LARGE CITIES

JAKARTA
SURABAYA
MEDAN
BANDUNG
BEKASI
PALEMBANG
TANGERANG
MAKASSAR
SOUTH TANGERANG
SEMARANG
DEPOK
BATAM



CAPITAL CITIES

JAKARTA



REGIONAL, STATE AND
NATIONAL GOVERNMENTS

0



OTHER TYPE
OF INSTITUTION

0



LARGE CITIES

12



CAPITAL CITIES

1



JAPAN

COMMUNITY



CAPITAL

TOKYO



POPULATION

126 529 100



LANGUAGE

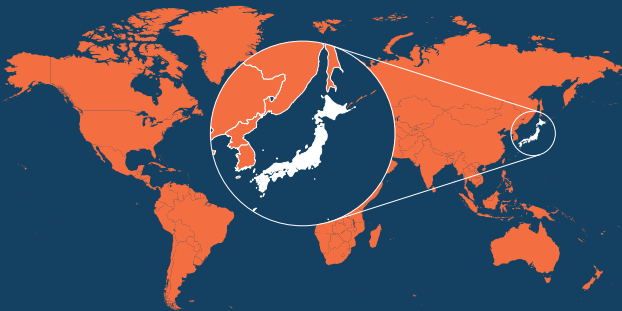
JAPANESE



CURRENCY

YEN

LOCATION



POSITION ON INDEXES



DEMOCRACY

22

FLAWED DEMOCRACY



HUMAN DEVELOPMENT

19

VERY HIGH



CORRUPTION PERCEPTION

18/180



WORLD HAPPINESS

58/156

PARTICIPATORY BUDGETING DATA

by Akira Matsubara

OUTSTANDING INNOVATION

1. Institutionalization of a Japanese version of BID (Business Improvement District) The main topic of the PB in 2018 is the legislation of the Japanese version of BID as national law. The basic scheme of the law is as follows.

- Area management organization applies for “activity plan” to the municipality after obtaining the agreement of two thirds or more of a beneficiary;
- Municipality authorizes the plan;
- Enact the ordinance. Collect burden charge from a beneficiary.
- Give grant to area management groups;
- Area management organization carry out area management activities based by grant;
- Although the system has just been established and there is no applicable group yet, several municipalities have been examining of conducting the system.

2. Increase of “small-scale multifunctional local organizations.” In 2011, Unnan-shi, Shimane prefecture decided to provide grants with a relatively higher degree of freedom. This system is called a small-scale multifunctional autonomy system and has widely

3. Wide spread use of “benefit-your-locality” tax scheme. The scheme allows residents to choose to divert part of their residential tax to a specified local government. Revenue is expected to increase, as they collect donations at the same time. The system has been popular, and the amount of payment is growing rapidly, as the local governments give back thank you gift back to payers. In 2018, the amount collected by the scheme reached 512.7 billion JPY, 1.4 times more from the previous year. However, the cost of rewards increased, and the scheme was revised to set restrictions in 2019. Spread to all Japan from 2016 to 2018. The number of local governments promoting this system currently counts up to 255.



TOTAL OF PB PROCESSES

1865



LOCAL GOVERNMENT

1864

PRINCIPAL TENDENCIES DETECTED

The trend of PB in Japan is in two directions. One is residents can select the usage of part of the tax. The other is the increase of PB through grants to a community organization. In the former case, there is an increasing menu of funding for community organizations. The latter case reflects the needs of government administration which desire to improve service to residents through enhancing resident organization and developing a partnership, while the local government itself is forced to trim down by administrative reform. On the other hand, the participation of citizens in the budgeting itself on the local government does rarely exist. The background is that local administration and parliament do not welcome the participation of residents in budgeting. Therefore, there is a question whether the PB, which was initially aiming to strengthen democracy, is moving towards enhancing citizens' participation sufficiently. On the contrary, the aspect of promoting and subcontracting the administrative services by the community organization is becoming stronger. In the future, the central government has also made a direction to make efforts to strengthen and nurture resident organizations. In this trend, more municipality will introduce PB methods. To connect these movements to strengthening of democracy rather than merely subcontracting and complementing resident organizations by the administration, strengthening the policy advocacy ability of citizens, residents, and resident organizations.

OTHER INFORMATION

There are five types of PB in Japan:

1. Municipal budgeting decided by most or a part of residents' participation (present implementation: 0) It has been implemented in Shiki city for four years from 2003. There is no implementation now.
2. Allocate a certain amount of budget to the resident organization and entrust the execution (present implementation: 150) "small-scale multifunctional local organizations".
3. Adopt the project proposed by the resident organization for budgeting (present implementation: unknown).
4. Residents choose the budget allocation to the project indicated by the local government. In this case, there are two types:
 - a. Residents share part of the resident tax by voting on the NPO project chosen by the local government (present implementation: 5).
 - b. "Benefit-your-locality" tax scheme. Residents allocate part of the resident tax to projects of other municipalities (present implementation: 1708).

*Osaka City



REGIONAL, STATE AND
NATIONAL GOVERNMENTS

1



OTHER TYPE
OF INSTITUTION

0



LARGE CITIES

1*



CAPITAL CITIES

0



KAZAKHSTAN

COMMUNITY



CAPITAL

NUR-SULTAN



POPULATION

18 276 500



LANGUAGE

KAZAKH OFFICIAL
RUSSIAN CO-OFFICIAL



CURRENCY

TENGE

LOCATION



POSITION ON INDEXES



DEMOCRACY

144

AUTHORITARIAN



HUMAN DEVELOPMENT

58

VERY HIGH



CORRUPTION PERCEPTION

124/180



WORLD HAPPINESS

60/156

PARTICIPATORY BUDGETING DATA

by Zaifun Yernazarova

LEGISLATION REGARDING THE REGULATION OF PARTICIPATORY BUDGETING EXPERIENCES

Participatory budgeting in Kazakhstan is coordinated by the Ministry of Finance of the Republic of Kazakhstan who introduced the necessary revisions to the Order of the Ministry of Finance No.470 "On approval of the rules for the development of draft local budgets" dated October 31, 2014 to ensure the methodological framework for implementation of the participatory budgeting. Participatory budgeting contributes to ensuring implementation of the following priority national level documents:

1. paragraph 4 of Article 4 of the Budget Code of the Republic of Kazakhstan regarding the disclosure of the principle of transparency to ensure the mandatory openness of the budget process to society and the media;
2. paragraph 46 of the Action Plan for the implementation of the Presidential election program "Well-being for all!" Continuity. Fairness. Progress"; and
3. proposals received during the nationwide action "i" approved by Decree of the President of the Republic of Kazakhstan No.27 dated June 19, 2019.

OUTSTANDING INNOVATION

"Participatory budgeting" was firstly introduced in Kazakhstan in 2019. This year was devoted to the study of the PB concept, discussion of proposed PB design customized to the context and administrative and budgeting structure of Kazakhstan and development of methodological framework for implementing PB in the country. During this period government bodies conducted several seminars and round tables on the openness of the budget process and discussion of participatory budgeting and other new for Kazakhstan concepts used in other countries; public discussions were held on the allocation of funds for the local



TOTAL OF PB PROCESSES

1



LOCAL GOVERNMENT

1



budgets in the cities of Nur-Sultan and Almaty; an automated electronic budgeting map was developed for the city of Nur-Sultan, and pilot PB experiences has been launched. It was decided to start implementation of PB from selected districts of two largest cities with population of over 1 million inhabitants each Nur-Sultan and Almaty.

PRINCIPAL TENDENCIES DETECTED

– In 2019 “Participatory Budget” is being implemented in Saryarka district of the Nur-Sultan city. The budget of 100 mln KZT (approx. 260 K USD) was allocated for the projects of up

to 15 mln KZT (39 K USD) each. As of now 14 projects aimed at territorial improvement in 8 city yards were selected by the citizens for further financing and implementation.

In 2020 Almaty city will start implementation of PB with the total budget of 4 billion KZT (500 mln KZT (1.3 mln USD) per each of 8 city districts).

Kazakhstan government plans to further increase the amounts allocated to participatory budgeting and to scale-up the successful experiences to all 14 regions of the country. By the end of the year the results of pilot PBs will be reviewed and analysed and serve as a basis while disseminating PB to other regions and municipalities of Kazakhstan.



REGIONAL, STATE AND
NATIONAL GOVERNMENTS

0



OTHER TYPE
OF INSTITUTION

0



LARGE CITIES

0



CAPITAL CITIES

0



RUSSIA

COMMUNITY



CAPITAL

MOSCOW



POPULATION

144 478 050



LANGUAGE

RUSSIAN



CURRENCY

RUSSIAN RUBLE
(RUB)

LOCATION



POSITION ON INDEXES



DEMOCRACY

144

AUTHORITARIAN



HUMAN DEVELOPMENT

49

VERY HIGH



CORRUPTION PERCEPTION

138/180



WORLD HAPPINESS

68/156

PARTICIPATORY BUDGETING DATA

by Ivan Shulga and Anna Sukhova *(World Bank)*

LEGISLATION REGARDING THE REGULATION OF PARTICIPATORY BUDGETING EXPERIENCES

Every region or municipality implementing PB in Russia establishes its own regulatory framework (government decree in regions or administration regulation in municipalities), containing the rules for participation, procedures, and eligibility criteria. Some regions adopted regional PB laws that set up the minimum annual investment financing amounts for IB projects. Additionally, there is a national level framework aimed to support developing PB. Specifically, PB is mentioned as one of priorities in the document “Main Directions for Action of the Government of the Russian Federation till 2024” (published September 29, 2018). Another national document - “the Concept Paper on Increasing Efficiency of Budget Expenditures for the Period 2019-2024” (approved by the Government of the Russian Federation on January 31, 2019) states the need for developing mechanisms for citizen participation (on the basis of IB) as a way to finding solutions for social and economic development, and for the dissemination of regional and municipal IB practices. Finally, changes in the national level legislation (specifically in the Budget Code and the Law on Local Self-governance) aimed to improve the regulations on co-financing initiatives of the population are actively debated.

OUTSTANDING INNOVATION

The main recent innovation in Russia PB process relates to strengthening focus on social inclusion in PB through improving mechanisms and procedures for engaging in PB groups with special needs, primarily, people with disabilities. Two regions (Sakhalin oblast and Yamal-Nenets Autonomous Oblast) explicitly embedded specific mechanisms of inclusion for disabled groups in the design of their practices. These mechanisms include capacity building for socially oriented NGOs and volunteers aimed at enhancing the participation of disabled, support to participation of people with disabilities



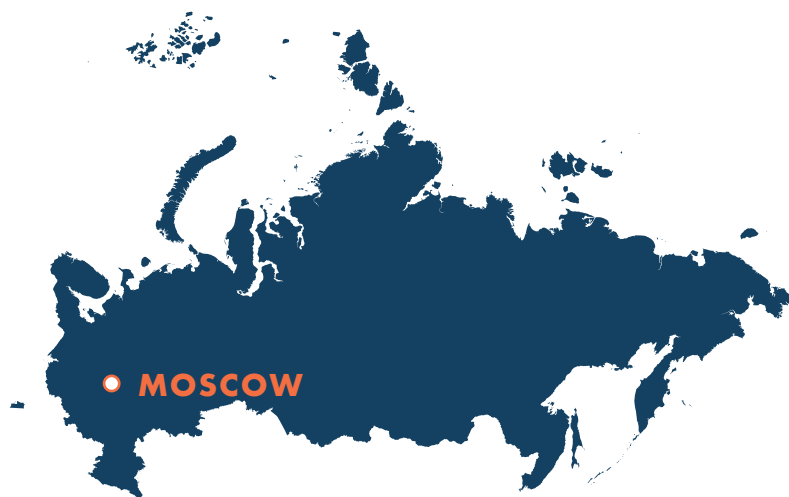
TOTAL OF PB PROCESSES

120



LOCAL GOVERNMENT

65



LARGE CITIES
SAINT-PETERSBURG
KRASNOYARSK



CAPITAL CITIES
SAINT-PETERSBURG
SALEKHARD
ARKHANGELSK
VOLOGDA
LIPETSK
MAGNITOGORSK
KRASNOYARSK

in public discussions, ensuring that representatives of people with disabilities vote at meetings of delegates and participate in co-design, etc. This process is supported by the World Bank through analytical and methodological support, organization of national level knowledge sharing exchange, and bringing international experts to provide ongoing advice at the stage of design and implementation of “inclusive” PBs. Strengthening social inclusion focus in PB has resulted in involving in the dialogue that has been coordinated by national and regional ministries of finance new actors, such as social protection ministries, agencies in charge of the work with NGOs and social organizations, associations of organizations of people with disabilities, etc.

PRINCIPAL TENDENCIES DETECTED

– Growth of PBs implemented at the municipal level. Historically, PB in Russia has been mainly implemented at the regional level (with majority of the regions having their own PB program). The new trend is that municipalities are getting more and more active in introducing their own PBs. The number of municipal PBs grew from less than 10 in 2017 to 65 in 2019. A national leader is Yamal-Nenetz Autonomous Okrug where various PB models (22 PBs in total) are implemented in municipalities of three types: cities, municipal raions², and settlements. Expansion of School Student PBs. Successful piloting School PB in Sakhalin

oblast in 2018, resulted in growing interest to this model in other regions. Specifically, School PB would be launched in Yamal-Nenetz Autonomous Oblast, Saint-Petersburg, Altai Krai, Bashkortostan Republic and others. Promoting of this model is strongly supported by the national Ministry of Finance as part of the budget literacy agenda. Growing market for consultancy in the area of participatory budgeting. The number of independent actors providing implementation support to regions and municipalities in the area of PB is rapidly growing. Most active regional consultant groups represent Kirov, Bashkortostan, Saint-Petersburg, and Krasnoyarsk regions.

OTHER INFORMATION

– Developing PB in Russia benefits from the support of the Ministry of Finance of the Russian Federation (MoF), specifically, through a joint project with the World Bank “Strengthening Participatory Budgeting in the Russian Federation in 2016-20” that was launched in April 2016. The main goal of the Project is the development of PB practices on a large scale in regions through replication of the most successful regional PB models. This is done by supporting regional pilots, strengthening the capacity of local stakeholders for implementing PB, and setting up an institutional infrastructure and a system for information exchange (including at the international level). Currently the Project covers 57 regions that represent 2/3 of all Russia regions.



**REGIONAL, STATE AND
NATIONAL GOVERNMENTS**

55



**PROMOTED BY OTHER
TYPE OF INSTITUTION**

0



ON LARGE CITIES

2



ON CAPITAL CITIES

7



SOUTH KOREA

COMMUNITY



CAPITAL

SEOUL



POPULATION

51 635 260



LANGUAGE

KOREAN



CURRENCY

KOREAN REP.
WON ^(KRW)

LOCATION



POSITION ON INDEXES



DEMOCRACY

21

FLAWED DEMOCRACY



HUMAN DEVELOPMENT

22

VERY HIGH



CORRUPTION PERCEPTION

45/180



WORLD HAPPINESS

54/156

PARTICIPATORY BUDGETING DATA

by Kyungchan Park & HaeIn Lee ^{From Ministry of Finance}

Bang-moo Lee & Yunkyung Jang ^{From Ministry of Interior and Safety}

PARTICIPATORY BUDGETING INITIATIVES PROMOTED BY REGIONAL, STATE AND NATIONAL GOVERNMENTS

- 1 national P.B.
- 38 PB projects by central government
- 35,722 PB projects by local governments (19,149 by higher level, 16,573 by lower level)

PARTICIPATORY BUDGETING PROCESSES PROMOTED BY OTHER TYPE OF INSTITUTION

- Unknown. The total number of institutions which run PB programs has not been researched yet. Anyhow some institutions run PB program. For example, K-water (Public water management company) has started PB this year.

PARTICIPATORY BUDGETING PROJECTS DEVELOPED IN LARGE CITIES WITH A POPULATION OVER 1 MILLION HABITANTS

- 7 metropolitan cities (Seoul, Busan, Daegu, Incheon, Gwangju, Daejeon, Ulsan) promote 3,281 PB projects and 4 cities (Suwon-si, Goyang-si and Yongin-si under Gyeonggi-do and Changwon-si under Gyeongsangnam-do) promote 362 PB projects

LEGISLATION REGARDING THE REGULATION OF PARTICIPATORY BUDGETING EXPERIENCES

- Local governments are obliged to run PB program by National law on local finance. Article 39 (Residents' Participation in Budget Compilation Process of Local Governments):
 1. The heads of local governments shall prepare and implement procedures (referred to as "PB process" hereafter in this Article) for residents to participate in the budget compilation process, as prescribed by Presidential Decree. <Amended by



TOTAL OF PB PROCESSES

244



LOCAL GOVERNMENT

243

Act No. 13283, May 13, 2015>

2. The heads of local governments shall collect the opinions of residents participating in the budget compilation process pursuant to paragraph (1) and a budget bill sent to local councils shall be accompanied by such opinions.
<Amended by Act No. 12687, May 28, 2014>
3. The Minister of the Interior and Safety may evaluate the administration of the participatory budgeting process by local government, as prescribed by Presidential Decree.
<Newly Inserted by Act No. 13283, May 13, 2015; Act No. 14839, Jul. 26, 2017>

[This Article Wholly Amended by Act No. 10991, Aug. 4, 2011]

Clarifying legal basis to operate National PB program.
Enforcement Decree of the National Finance Act. Article 7-2
(Citizen Participation in the Budget Process)

1. The Government shall implement measures necessary for enhancing transparency and citizens' participation in the budget process as prescribed in subparagraph 4 of Article 16 of the Act.
2. The Government shall examine opinions of citizens presented during their participation in the budget process and may incorporate the outcome thereof into budgeting.
3. To facilitate gathering of opinions under paragraph (2), the Government may operate a delegation of participants consisting of citizens.
4. Details necessary for formulating measures pursuant to paragraph (1) shall be prescribed by the Minister of Strategy and Finance.

[This Article Newly Inserted by Presidential Decree No. 28509, Dec. 29, 2017]

OUTSTANDING INNOVATION

- Participatory budgeting is mandated by law in Korea. Thus

total 244 (243 local authorities and Central government) PB programs are running. We are developing various new models on PB management considering population size, demographic composition, geographic-industrial and other features. We are running expertise consulting group to complement citizen's idea by experts. The group is a private and public joint form and assures higher level of cooperation in the deliberating process for project prioritization. In addition, we are expanding the usage of various digital platforms in our management process in order to invigorate participation and communication with citizens. More specifically, we are operating an official homepage and some social media accounts and utilize them in the overall program management processes such as program advertisements, project reception, prioritization, executive process monitoring etc.

PRINCIPAL TENDENCIES DETECTED

- Our PB program is pursuing qualitative improvement based on quantitative growth such as increasing the number of participants in the program. First of all, transparency in government financial management has been increased with the help of PB program. Operating the PB, we are trying to release more information on budget compilation and execution to the public. This allows citizens to better understand the procedure and function of public budget and draws their active participation. Secondly, Korean National PB system is developing a way to expand the participation of socially marginalized groups and thus to enhance democracy in financial sector. We added 50 members from socially disadvantaged class into Citizens committees (total 400 members) to listen to their requests more directly. We also added 'Visiting reception' form of receiving proposals. Most of

CONTINUED ON NEXT PAGE >



**REGIONAL, STATE AND
NATIONAL GOVERNMENTS**

1



**OTHER TYPE
OF INSTITUTION**

0



LARGE CITIES

11



CAPITAL CITIES

1



SOUTH KOREA

COMMUNITY



CAPITAL

SEOUL



POPULATION

51 635 260



LANGUAGE

KOREAN



CURRENCY

KOREAN REP.
WON ^(KRW)

LOCATION



POSITION ON INDEXES



DEMOCRACY

21

FLAWED DEMOCRACY



HUMAN DEVELOPMENT

22

VERY HIGH



CORRUPTION PERCEPTION

45/180



WORLD HAPPINESS

54/156

the submissions are made online and we focused on vulnerable groups, who find it difficult to access the internet or who are too busy in daily affairs to submit the proposals. To solve the problem, we visited institutions related to vulnerable groups and took their proposals as tape-recording method. In 2019, 49% of the proposals were taken through visiting reception. In local PB level, the effort to bring students into participation is widening. Conventionally, students who don't have voting rights are not considered as policy making group but as passive policy target group. Now by establishing Youth Commission and hosting student policy contest or many other events, we are drawing students to be the agents in policy making process. On top of these, PB program also has a positive effect on raising efficiency of financial management. Of course, in project suggestions and budget reflection process, citizens can also take part in the monitoring, evaluation, feedback process and examine any inefficiencies in national finance.

OTHER INFORMATION

We could observe that there were noticeable quantitative improvements in Korean PB. For example, the number of proposed items increased 16% and the budget request from the ministries increased 42.4% this year in national PB. In Seoul PB case, proposed items increased more than 8 times and PB amounts increased almost 6 times over the past 6 years. More than 120 thousand citizens are participating in prioritization with electronic votes. For the continuing progress of PB system, central and local governments are cooperating via events such as nationwide PB workshop. It was agreed to enhance sharing outstanding experiences and joint promotion to raise awareness of PB system. We are searching for cooperative measures to improve Korean PB on longer term aspect.



TOTAL OF PB PROCESSES

244



LOCAL GOVERNMENT

243





EUROPE



BELGIUM

COMMUNITY



CAPITAL

BRUSSELS



POPULATION

11 422 070



LANGUAGE

DUTCH, FRENCH,
GERMAN



CURRENCY

EURO

LOCATION



POSITION ON INDEXES



DEMOCRACY

31

FLAWED DEMOCRACY



HUMAN DEVELOPMENT

17

VERY HIGH



CORRUPTION PERCEPTION

17/180



WORLD HAPPINESS

18/156

PARTICIPATORY BUDGETING DATA

by Periferia Aisbl

LEGISLATION REGARDING THE REGULATION OF PARTICIPATORY BUDGETING EXPERIENCES

— In Wallonia, the Regional Government has included a decree in the Code of Local Democracy and Decentralization (L1321-3) and in Brussels, Article 258bis of the New Communal Law, inserted by Article 33 of the Ordinance of the Brussels-Capital Region of 5 March 2009, states: “The communal council may allocate part of the budget, called the PB, to projects emanating from neighborhoods committees or citizen initiatives. “A proposal has also been tabled in the Flemish Parliament for citizens to be involved in the preparation of the Flemish government’s budget.

OUTSTANDING INNOVATION

— Regarding the available resources, the vast majority of Belgian initiatives are debating insignificant amounts. Moreover, if we look at the cycles of the “PB”, we often operate in reverse: elected officials isolate a part of the budget that they do not allocate to a specific issue to decide what to do with citizens. Others test the “PB” by using a subsidy (which is not communal money). These logics therefore do not really allow citizens to take ownership of the functioning of public finances or to guide and support elected officials in their budgetary choices. We are also often on a tight schedule of spending decisions. In recent years, several cities have posted more significant amounts debated with citizens, such as Antwerp (1 million euros) or Brussels City (200,000 euros).

PRINCIPAL TENDENCIES DETECTED

— In general, the existing mechanisms in Belgium, with the exception of a few processes, really integrate the democratic and budgetary learning dimension. More limited public funds operate on the basis of a call for projects formulated and



TOTAL OF PB PROCESSES

30*



LOCAL GOVERNMENT

NOT DEFINED



implemented by citizens, rather than an exercise around the prioritization of issues and the distribution/redistribution of public financial resources. This is marked in particular by the fact that:

- a. Few of them propose an effective relation with the municipal budget itself, in reflection, analysis temporality.
- b. The processes do not really leave much room for the analysis of issues, particularly because there is little or no diagnostic work at all, and even more since most of the approaches are based on the fact that the projects will be carried out by the citizens themselves, and not by the municipality. We often focus on small projects that meet limited challenges (cleanliness, local festivals, small facilities such as flower boxes, small actions...).
- c. The decision-making procedures rarely propose moments of discussion between the different actors and therefore the needs of the municipality. Projects are most often chosen by a select committee (whose composition is defined by politicians) and/or placed in the hands of citizens without political intervention.

OTHER INFORMATION

– Despite this, we remain convinced that forms of “real PB” will

emerge in the upcoming years. As a structure born in Brazil and pursuing the purpose of a more democratic and inclusive society, Periferia tries to encourage this evolution and promotes municipal PB as a democratic tool. We have written an advocacy document to raise awareness of this practice among public actors and written a publication to inspire those who would like to get started. More recently, we have created an online database compiling a series of documents to provide information and instruments on this matter. These 3 resources are available online free of charge via our website (<https://periferia.be>):

- a. Publication “un budget réellement participatif en Belgique: est-ce possible?”
- b. Plaidoyer “pourquoi encourager les budgets participatifs?”
- c. Base de données “budgets participatifs”

In autumn of 2019, a cycle of events will be organized in order to facilitate the development of municipal and regional PB experiences in Belgium.

* There are no Participatory Budgeting experiences based on the five requirements, but there are more than 30 experiences supporting local initiatives promoted by municipalities, regional departments or public social welfare institutions.



**REGIONAL, STATE AND
NATIONAL GOVERNMENTS**

NOT DEFINED



**OTHER TYPE
OF INSTITUTION**

NOT DEFINED



LARGE CITIES

NOT DEFINED



CAPITAL CITIES

NOT DEFINED



CROATIA

COMMUNITY



CAPITAL

ZABREG



POPULATION

4 089 400



LANGUAGE

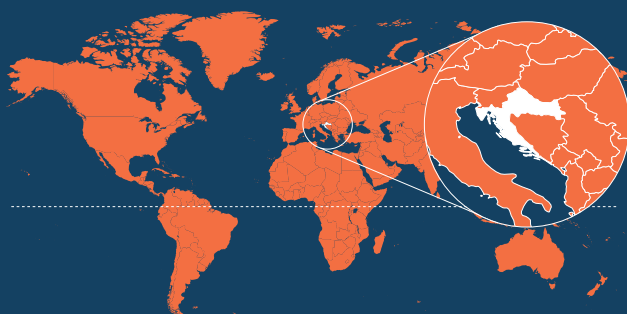
CROATIAN



CURRENCY

KUNA
(HRK)

LOCATION



POSITION ON INDEXES



DEMOCRACY

60

FLAWED DEMOCRACY



HUMAN DEVELOPMENT

46

VERY HIGH



CORRUPTION PERCEPTION

60/180



WORLD HAPPINESS

75/156

PARTICIPATORY BUDGETING DATA

by Jelena Brbora

LEGISLATION REGARDING THE REGULATION OF PARTICIPATORY BUDGETING EXPERIENCES

Regarding regulation of participatory budgeting in Croatia, besides the national regulations that are not directly addressing participatory budgeting but allow its implementation within the existing laws of financial management for local governments, there is one example of a legislation conducted in the City of Crikvenica precisely for participative planning of annual budgets. This regulation was necessary to oblige the City Council of Crikvenica, as the institutions that votes for or against the proposed annual budget, to accept all the proposals gathered and voted on by citizens through public forums.

OUTSTANDING INNOVATION

Introducing participatory budgeting in schools as part of a continuous activity within the civic education curriculum is a step forward to strengthening the idea of participatory democracy and participatory budgeting in Croatia. City of Dubrovnik is the first city to implement the project, in cooperation with its elementary schools where each school i.e. its students decide upon a certain amount of resources allocated to the school by the City. After voting for projects proposed, together with school staff, students implement the projects. Even though in some Croatian cities there is no age limitation for making proposals to the city budget thus young can participate this is not often the case so the practice of PB in City of Dubrovnik elementary schools specifically aimed at children and young is a great step to cultivating habits of participation and understanding of values of common resources in Croatia.

PRINCIPAL TENDENCIES DETECTED

Due to the fact that it was not possible to reach all the cities



TOTAL OF PB PROCESSES

6



LOCAL GOVERNMENT

5



**OTHER TYPE
OF INSTITUTION**
RIJEKA 2020 LTD.



CAPITAL CITIES
PAZIN
RIJEKA
CRIKVENICA
TROGIR
DUBROVNIK

involved in participatory budgeting in Croatia, not all relevant information is gathered, and precise significant tendencies were not identified. However, there is a general tendency in Croatian cities for a more open, transparent and approachable budget and budget planning process hence the design of online tools by public administrations in order to simplify public spending logics to citizens has risen. Even though these are not to be considered as participatory budgeting processes since they are primarily educational for the citizens and informative for the administration, they can show the understanding of public administrations in regard to participation and inclusion of citizens and they can contribute to more PB processes.

What PB processes in Croatian cities show is that types of activities proposed by citizens are mostly within the jurisdiction of “utilities departments” and for public space maintenance and small investments.

OTHER INFORMATION

– In the page 37 of this paper shows quite well the situation with PB in the city of Pazin which is also an URBACT good practice city for PB, together with Cascais and Paris. There is also an explanation of the process in Crikvenica and Rijeka. New cities, since this paper was issued, that started the PB process are the City of Trogir and next year City of Dubrovnik. Also, last year, Rijeka 2020 Ltd. opened up a public call for proposals by citizens of Rijeka within European Capital of Culture 2020 project. The proposals are voted and realized by citizens of the City of Rijeka together with the team responsible for the European Capital of Culture 2020 - Rijeka2020 Ltd. Has formed a “Citizens council” for which they also had a public contest for all citizens to apply. This council thus decides on the proposal to be realized within certain European Capital of Culture 2020 programs in the City of Rijeka



**REGIONAL, STATE AND
NATIONAL GOVERNMENTS**

0



**OTHER TYPE
OF INSTITUTION**

1



LARGE CITIES

0



CAPITAL CITIES

0



CZECH REPUBLIC

COMMUNITY



CAPITAL

PRAGUE



POPULATION

10 625 690



LANGUAGE

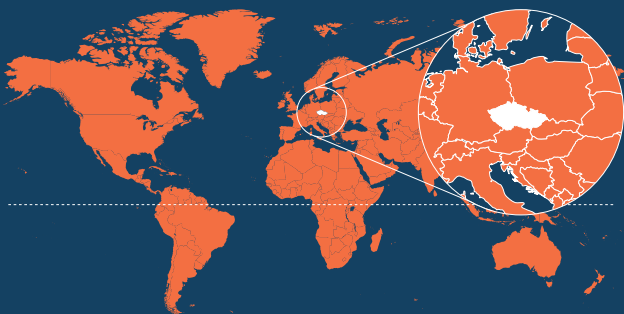
CZECH



CURRENCY

CZECH KORUNA
(CZK)

LOCATION



POSITION ON INDEXES



DEMOCRACY

34

FLAWED DEMOCRACY



HUMAN DEVELOPMENT

27

VERY HIGH



CORRUPTION PERCEPTION

38/180



WORLD HAPPINESS

20/156

PARTICIPATORY BUDGETING DATA

by Ankitha Cheerakathil

LEGISLATION REGARDING THE REGULATION OF PARTICIPATORY BUDGETING EXPERIENCES

There is no legislation about Participatory Budgeting since it is a consultation process

OUTSTANDING INNOVATION

The PB process in the Czech Republic used an innovative new voting system called the Janecek Method (JM), aimed at building better consensus between communities during decision-making. The Janecek Method has been utilized in opinion polls and participatory budgeting processes at the organizational and city levels. It is easy to understand, transparent and ideal for the purpose of voter aggregation. Intended to capture and build upon individualistic and multidimensional tendencies of current political participation, it allows voters to cast multiple votes and its designed with the objectives of broadening preference selections beyond party or "ideological" lines, encouraging compromise and leading to improved consensus among voters.

Janecek's approach allows each voter twice as many "Plus" votes as the number of seats available to winners. It also permits voters to cast "Minus" votes, as long as the number of Plus votes are at least twice the number of Minus votes, with only one vote, either positive or negative, cast per candidate. Under this method the winner is the candidate with the highest "net" votes, which is the difference between the plus and minus votes. The method is meant to increase voter satisfaction and participation due to the increased likelihood that at least one of a voter's choices is eventually elected. The method was initially proposed for application in municipal and parliamentary elections where multiple seats had to be filled. Janecek (2016) argues that the introduction of the minus-vote will lead to better election turnout while



TOTAL OF PB PROCESSES

50



LOCAL GOVERNMENT

50



hindering “populist” and “extremist” candidates from winning elections. Moreover, Janecek observes that the minus vote will “filter notoriously corrupt and criminal actors from a political system where they are too often protected, for example by “hiding” in a party list and benefiting from the goodwill of voters toward their party and its other candidates”. The minus vote is meant to be used against undesirable options and may serve as a countermeasure against support for corrupt candidates, while giving a chance to smaller parties or less popular candidates to gain more voter support.

PRINCIPAL TENDENCIES DETECTED

-
- 1. Digital practices, including the use of an online platform specifically dedicated to Participatory Budgeting has grown.
- 2. School Participatory Budgeting has been implemented in 40 municipal schools in the Czech Republic, where students are encouraged to ideate and vote on projects to improve their school using the school budget.
- 3. The use of a new voting system called the Janecek Method (JM) designed to improve consensus in decision-making is a vital trait of the participatory budgeting processes of the Czech Republic.



REGIONAL, STATE AND
NATIONAL GOVERNMENTS

0



OTHER TYPE
OF INSTITUTION

0



LARGE CITIES

1



CAPITAL CITIES

1



DENMARK

COMMUNITY



CAPITAL

COPENHAGEN



POPULATION

5 797 450



LANGUAGE

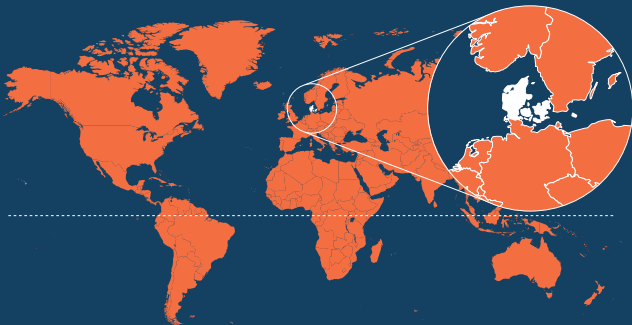
DANISH



CURRENCY

DANISH KRONE
(DKK)

LOCATION



POSITION ON INDEXES



DEMOCRACY

5

FULL DEMOCRACY



HUMAN DEVELOPMENT

11

VERY HIGH



CORRUPTION PERCEPTION

1/180



WORLD HAPPINESS

2/156

PARTICIPATORY BUDGETING DATA

by Tyge Mortensen & Morten Ronnenberg

OUTSTANDING INNOVATION

Social innovations that have emerged in an intent to re-inventing local democracy:

Innovation: Local meetings as a re-invention of the participatory Greek Democracy

PB as an internal planning exercise for public prioritization in Faaborg-Midtfyn municipality from 2016-2019, ending 2019. Not continuing; Process oriented and 100% facilitated by citizens. Every year evaluated on local level and creatively idea generated and developed into a better approach; Key focus was on Developed methods for facilitating bigger meetings and taking common decisions not by vote, but by consent; The narrative was the Greek democracy method, meetings every two weeks, roles, rounds and rules.

Innovation: Boosting local community self-management

Haderslev municipality from 2017 and continuing; Splitting the PB up in small portions offered every local community within the municipality; To get the PB-fund the Local communities had to develop and present a process design that involves citizens from ideas to decisions; That PB initiative boosted the local community's self-management competencies.

Innovation: Target group PB processes

Kolding municipalities introduced the PB method for the segment of retired citizens, to increase coherence between the segment of 60+, and also PB as a tool for integrating foreign immigrant youth and Danish students (Kolding Council); Designed a special process that structured a facilitated brainstorming process, project development period and facilitated decision making process.

Innovation: Whole year PB planning schedule

Hedensted municipality developed a plan for the whole year, "A Year-wheele", structuring what had to be done month by month. From 2013 and continuing; PB is used to develop the rural small communities and is offered every three years. That means they are rotating PB between 27 local communities in the municipality, 9 every year.



TOTAL OF PB PROCESSES

5



LOCAL GOVERNMENT

5

Innovation: Thematic PB

Århus Municipality has experimented with themes for every PB since 2015; In 2015 the theme was 'fighting loneliness', 2016: 'neighborship with refugees', 2017: 'creating associations', 2018: 'togetherness', 2019: 'social inclusion', and continuing; PB as climate action and prevention by giving people a say over how an urban grass pitch should be transformed into a park to cater both for excess rainwater and for people's leisure time. (Gledsaxe Council).

PRINCIPAL TENDENCIES DETECTED

1. Denmark is very digital. Every citizen has a personal and official e-box (inbox), a digital platform where the official institutions (state and municipalities) are communicating with every citizen. Many Participatory Budgeting decision making processes use this opportunity to create a digital decision-making voting procedure. But the biggest successes (small in numbers though) has been open face-to-face meetings facilitated by a professional, and not using voting, but sociocracy rounds and consent.

2. Denmark is a country with a very high trust in the political system and politicians. The trust in the system is falling but still high. That means we are not doing Participatory Budgeting because we don't trust the system and want people to experience some kind of self-governing. PB doesn't give meaning in the same way as it does in England or Brazil. Maybe that is the reason why PB is on its way out again. After many years of centralization- bigger municipalities, fewer regions, more power to the parliament and EU - we see that the small local communities are waking up. On a very local level our small communities are starting to re-organize themselves, to take back some kind of power, what they lost in the name of centralization. Maybe PB in that context local

community strengthening - will find a new and even stronger participatory approach in the upcoming years. I think so. But at the moment PB is not a trendy political issue in Denmark.

3. Participatory Budgeting in Denmark is fairly simple and following the 'community pot'-model (from UK) with a typical allocation of 75.000-150.000 DKK 10-20.000 EUR) per cycle. Typical processes are about local events, material and activities for the community. This figure is slightly on the low side to truly mobilize Danish communities.

OTHER INFORMATION

There is no national motivation for implementing PB experiences in Denmark. All PB are driven by consultants and followingly by a process of citizen empowerment driven, surprisingly, by the city councils. At some occasions citizens associations have requested / suggested a process. Second, the amounts set aside (too small) cannot compete with other pots and opportunities for Danish Civil Society, which have quite a few funding options. This means that many find PB a cumbersome process to go through 'just to get a few benches and a sports track'. Third, local democracy is often conceived as working quite well, especially among the target groups who would be the same people engaging in a PB process. Going via PB is not always considered attractive which means that mobilization is possibly the biggest challenge in Denmark. Also, there is little incentive for new democratic experiences. It might change in the future, but maybe in another way and with a new title. Participatory budgeting was translated into Danish with a word similar to 'citizen budgeting' (borgerbudget), not using the word 'participatory'. Maybe the Danish word is a barrier. It doesn't tell what it is about. The number of people participating in PB has been from 1-10% of the population in a community. The bigger the community, the lower the percent.



REGIONAL, STATE AND
NATIONAL GOVERNMENTS

0



OTHER TYPE
OF INSTITUTION

0



LARGE CITIES

0



CAPITAL CITIES

0



ESTONIA

COMMUNITY



CAPITAL

TALLINN



POPULATION

1 320 880



LANGUAGE

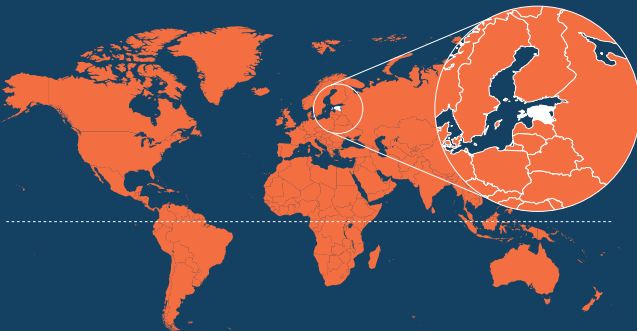
ESTONIAN



CURRENCY

EURO

LOCATION



POSITION ON INDEXES



DEMOCRACY

23

FLAWED DEMOCRACY



HUMAN DEVELOPMENT

30

VERY HIGH



CORRUPTION PERCEPTION

18/180



WORLD HAPPINESS

55/156

PARTICIPATORY BUDGETING DATA

by Simone Júlio¹

OUTSTANDING INNOVATION

In Estonia, the e-Governance tools were pre-existing to PB, and facilitated the spreading of the process throughout the country. Those tools enable online meetings and sessions, proposals submission, decision-making with digital authentication, public voting via ID-card, among other functionalities.

PRINCIPAL TENDENCIES DETECTED

The PB initiator, in this case the municipality of Tartu, is perceived as innovative, so other local authorities tend to follow, combining learning and imitation in the process, seeking to engage citizens and to gather information on their needs and preferences.

¹ Based on the article written by Kristina Reinsalu and Jelizaveta Krenjova-Cepilova



TOTAL OF PB PROCESSES

20



LOCAL GOVERNMENT

20



REGIONAL, STATE AND
NATIONAL GOVERNMENTS

0



OTHER TYPE
OF INSTITUTION

0



LARGE CITIES

0



CAPITAL CITIES

0



FINLAND

COMMUNITY



CAPITAL

HELSINKI



POPULATION

5 518 050



LANGUAGE

FINNISH



CURRENCY

EURO

LOCATION



POSITION ON INDEXES



DEMOCRACY

8

FULL DEMOCRACY



HUMAN DEVELOPMENT

15

HIGH



CORRUPTION PERCEPTION

3/180



WORLD HAPPINESS

1/156

PARTICIPATORY BUDGETING DATA

by Marianne Pekola-Sjöblom & Päivi Kurikka¹

LEGISLATION REGARDING THE REGULATION OF PARTICIPATORY BUDGETING EXPERIENCES

Not regulated but recognized as an example of the opportunities to participate or exert influence in Finnish Local Government act 415/2015, in section 22.

OUTSTANDING INNOVATION

We cannot name any “main innovation” in the PB process, but we want to name a couple of examples from our capital city Helsinki. Helsinki Central Library Oodi opened its doors to the public on 5.12.2018. Oodi has been designed by listening to and engaging its users so that it would match city residents’ hopes and needs in the best possible manner. In 2012, hundreds of library dreams of residents were collected, and with the help of participatory budgeting city residents were able to allocate funds to the development projects of the Central Library. Over the years, various customer panels and development communities have shared their input as users in Oodi’s design process. Future users have had their say, for example, in the choice of Oodi’s seats and the collection of magazines and journals. The name of the library, too, was selected through an open name competition. Oodi is truly a house of all city residents².

Another example from Helsinki city, on-going process: Helsinki’s new participation plan (16.11.2017)³.

The Helsinki City Board approved on 13 November 2017 the implementation of a participation plan for 2018-2021 based on the City principles for participation and interaction. The City participation policies define the model for participation, participatory budgeting, resident and user juries, and online participation. The participation plan was prepared in cooperation with residents and various communities. In addition to resident participation, the City of Helsinki’s participation plan includes extensive participation of associations, the business community and other stakeholders,



TOTAL OF PB PROCESSES

20 - 25



LOCAL GOVERNMENT

20 - 25



as well as interaction with them, in the various stages of planning and decision-making. The components of participation and interaction will include local participation and city guides, who can help residents to promote initiatives and development proposals in their role as the local persons in charge in participation activities. The role of corporate guides is to promote business activities in their areas. A budget allocated to participatory budgeting should be used locally or for city-wide projects. Proposals for participatory budgeting projects can be made and voted on by all Helsinki residents aged 12 (who turn 12 in the year of making or voting on a proposal) and older.

The participation plan also includes a plan for the development of volunteer activities in the city. The City also seeks to promote participation by opening City-owned

public spaces for resident and community activities more extensively than before.

OTHER INFORMATION

Participatory budgeting is gradually becoming more common used method in Finnish municipalities. We don't have an accurate information from the municipalities, and no follow-up information from regional or national level.

¹ The Association of Finnish Local and Regional Authorities

² <https://www.hel.fi/uutiset/en/kulttuurin-ja-vapaa-ajan-toimiala/oodi-will-open-to-the-public-on-5-december?pd-v>

³ <https://www.hel.fi/uutiset/en/kaupunginkanslia/participation-plan>



REGIONAL, STATE AND
NATIONAL GOVERNMENTS

0



OTHER TYPE
OF INSTITUTION

0



LARGE CITIES

0



CAPITAL CITIES

0



FRANCE

COMMUNITY



CAPITAL

PARIS



POPULATION

66 987 240



LANGUAGE

FRENCH



CURRENCY

EURO

LOCATION



POSITION ON INDEXES



DEMOCRACY

29

FLAWED DEMOCRACY



HUMAN DEVELOPMENT

24

VERY HIGH



CORRUPTION PERCEPTION

21/180



WORLD HAPPINESS

24/156

PARTICIPATORY BUDGETING DATA

by Sahsil Enríquez¹

OUTSTANDING INNOVATION

Paris had an early experiment between 2005-2009 in a specific district, but the link between the district experiment and the city-wide experience starting in 2014 is not clearly documented. The phase for collecting proposals is much broader than a decade ago, as the early experiment was only dedicated to local pavement infrastructure (“voirie”). If there is a link to former cases, that would be the only exception.

PRINCIPAL TENDENCIES DETECTED

Röcke (2014) explains that French PB were not the results of bottom-up initiatives and are very similar to “Neighbourhood councils”. These councils were compulsory for cities above 80 000 habitants and created by officials from City councils (officers or politicians) and they were merely consultative instruments, letting space for “selective listening” or cherry-picking. On the other hand, Sintomer et al, (2016) describe other permanent features such as these PB were about mainly neighbourhood allowing funding for micro-local projects and limited independence for civil society was also constrained by a poor deliberative quality. At the local level, Röcke (2014) described how “local politicians (whose power position is that of ‘local kings’) dominate the meetings in that they chair the discussions and resume their results.” However, different features show that current cases in France are less related to proximity democracy. Most cases have published public regulations online, which means a greater procedural clarity. When the first wave was only allowing district-level proposals, there is a clear change because 76% cases allow voting at the city-level while only 24% allow only district-level proposals. Nowadays, more and more digital tools are made available for city councils to use, especially for the second phase (collecting proposals) and for the voting phase. Most cases allow online submission (63.93%), whether it’s a specific platform or a simple form to email. Digital vote happens in 44% of cases and fraud is not controlled. Only 6 cases could ask



TOTAL OF PB PROCESSES

100-108



LOCAL GOVERNMENT

0



for ID check in order to prevent multiple votes. Even if current trend relies on online platforms, PB is far from being linked to some open government strategy: less than 10% of cases are implementing both PB and open data for finances. Indeed, only 5 cities have published their budget using open data standard, while 37% local authorities are at least providing some basic financial data. French PBs are not about raising awareness about finance constraints or making budgets more transparent. With social network analysis software, detection of communities based on nodes and edges could help to identify 4 families based on procedural rules:

- a. Proximity democracy in orange (i.e. Bar le Duc);
- b. City-level process with face-to-face meeting in purple (i.e. Grande-Synthe);
- c. IT-mixed processes in yellow (for example Avignon);
- d. More online deliberative PB with a greater level of transparency in green (for example Montreuil or Paris).

OTHER INFORMATION

There are main waves of diffusion of PB in France:

- a. The first wave appeared after World Social Forum in Porto Alegre, where personal networks were linked to the French Communist Party and a small NGO called “Démocratiser Radicalement la Démocratie.” These French networks were

essential in order to translate documents and train people based on the principles seen in Porto Alegre.

- b. The literature is not clear about how much money was spent through PB during the first wave. At the city level, its political impact was quite limited: Sintomer’s team only listed a dozen of cases. They pointed out different similarities between these experiences and they seem to share the same framework they called “proximity democracy”.
- c. A second wave aimed after 2005 to diffuse participatory democracy to high schools, in Poitou-Charente region (Mazeaud, 2011, 2012). This wave in high-schools also disappeared after the 2015 regional elections, due to major political shifts.

On the other hand, the third wave of PB experiences shows a true formalisation of regulations. Objective criteria are found in regulations and they define what is the scope of proposals citizens could propose in order to make this proposal adequate to be formally put to the vote. I’ve found 22 types of criteria, and the 10 most common ones are:

Population	No. of Cities	No. of PB	% of Cities w/PB
+100 000	42	24	57,14%
40 00 - 100 000	142	15	10,56%
- 40 000	35742	63	0,18%

¹ Data obtained from: Pradeau, G. (2018). A third wave of PB in France. In Hope for Democracy: 30 Years of Participatory Budgeting.



REGIONAL, STATE AND
NATIONAL GOVERNMENTS

0



OTHER TYPE
OF INSTITUTION

0



LARGE CITIES

1



CAPITAL CITIES

1



GERMANY

COMMUNITY



CAPITAL

BERLIN



POPULATION

82 927 920



LANGUAGE

GERMAN



CURRENCY

EURO

LOCATION



POSITION ON INDEXES



DEMOCRACY

13

FULL DEMOCRACY



HUMAN DEVELOPMENT

5

VERY HIGH



CORRUPTION PERCEPTION

11/180



WORLD HAPPINESS

17/156

PARTICIPATORY BUDGETING DATA

by Stefanie Hanke & Svetlana Alenitskaya

OUTSTANDING INNOVATION

There are no real innovations, but there is a new trend towards 'earmarked' budgets, especially designed for a policy field (e.g. youth) in a community and its needs. It is open for public competition; the best project proposal will be selected publicly and in a transparent process.

PRINCIPAL TENDENCIES DETECTED

The number of Participatory Budgets in Germany has increased over the last years due to the emergence of citizen budgets. The citizen budget offers a limited amount of money to the best project idea. The best project is chosen in a participatory process.

PARTICIPATORY BUDGETING PROCESSES PROMOTED BY OTHER TYPE OF INSTITUTION

There are very few examples where local or NGO's promoted and initiated the PB, one example is the city of Solingen.

NUMBER OF PARTICIPATORY BUDGETING INITIATIVES DEVELOPED BY CAPITAL CITIES

None. Berlin is not counted as one city but rather the single parts (Bezirke) of the city are taken into consideration.



TOTAL OF PB PROCESSES

102



LOCAL GOVERNMENT

102



REGIONAL, STATE AND
NATIONAL GOVERNMENTS

0



OTHER TYPE
OF INSTITUTION

1



LARGE CITIES

1



CAPITAL CITIES

0



ICELAND

COMMUNITY



CAPITAL

REYKJAVÍK



POPULATION

353 570



LANGUAGE

ICELANDIC



CURRENCY

ICELANDIC KRÓNA
(ISK)

LOCATION



POSITION ON INDEXES



DEMOCRACY

2

FULL DEMOCRACY



HUMAN DEVELOPMENT

6

VERY HIGH



CORRUPTION PERCEPTION

14/180



WORLD HAPPINESS

4/156

PARTICIPATORY BUDGETING DATA

by Guðbjörg Lára Másdóttir

OUTSTANDING INNOVATION

The main innovation in the PB projects of Iceland is overall more inclusiveness and more conversations. We have been trying to move more towards a mutual ownership regarding the PB projects instead of “only” informing the citizens about the project and how it’s going. We are taking measures to include the citizens more in the development of the projects and evaluation of ideas that come into the call for ideas. That will probably be implemented in 2020 both with a new feature on the web and offline evaluation meetings.

PRINCIPAL TENDENCIES DETECTED

The principal tendencies during the implementation of PB experiences regarding the year on course is that we are reinforcing our focus on the participation of young people. Reykjavík did that especially by hiring influencers to promote during the call for ideas and that showed in participation numbers, but the age group 25-35 participation rate increased by 41,7% from the year before. That was the first project in the history of Reykjavík that used influencers as a part of their advertisement campaign and that will be done again in the voting phase 30th of October until the 14th of November. A tendency noticed was also a big increase in organic distribution on social media during the call for ideas, we don't know precisely why that happened but maybe the strengthening of the offline platforms and better conversations with idea makers and practitioners had an impact but we can't measure it.



TOTAL OF PB PROCESSES

6



LOCAL GOVERNMENT

6



REGIONAL, STATE AND
NATIONAL GOVERNMENTS

0



OTHER TYPE
OF INSTITUTION

0



LARGE CITIES

0



CAPITAL CITIES

1



ITALY

COMMUNITY



CAPITAL

ROME



POPULATION

60 431 280



LANGUAGE

ITALIAN



CURRENCY

EURO

LOCATION



POSITION ON INDEXES



DEMOCRACY

33

FLAWED DEMOCRACY



HUMAN DEVELOPMENT

28

VERY HIGH



CORRUPTION PERCEPTION

53/180



WORLD HAPPINESS

36/156

PARTICIPATORY BUDGETING DATA

by Stefano Stortone

LEGISLATION REGARDING THE REGULATION OF PARTICIPATORY BUDGETING EXPERIENCES

- We have several Regional Laws focused on promoting participatory processes at a local scale. We only have a Regional law in Sicily focused on participation on a budget: it just subordinates (a small amount of) the money transfer from the Region to the Municipality to the implementation of a participatory process. It does not specify the methodology which can therefore be (and it is) extremely vague.

OUTSTANDING INNOVATION

- There is a quite important innovation which is about the introduction of the crowdfunding in the narrative of PB: a small city (Vigolzone) asked the citizens for a small percentage of co-funding to award a project; then, there is an ongoing PB developed in a prison which is aiming to get the total amount of budget from the bottom-up through a crowdfunding process and the search for sponsorship. This was quite obvious since the same PB process is organized free of charge by an NGO in order to build a civic-based participatory process. The second innovation is about the introduction of the PB in the high schools: the students are entitled to decide over a small budget provided by the school administration.

PRINCIPAL TENDENCIES DETECTED

- There are not real tendencies detected: few municipalities are moving towards youth PBs, some municipalities are now approaching online voting tools by using internal or external platforms. There is a general collapse of PB process (and interest in participation), due also to the so called "populist" wave occurring at the national level which is bringing many right-wing parties to the city government. The fact that PB has never become an initiative to promote social justice, remaining a tool in the hands of well-off people, made it less and less attractive to the rising political forces.



TOTAL OF PB PROCESSES

63



LOCAL GOVERNMENT

56



**OTHER TYPE
OF INSTITUTION**
AIRBNB & PALERMO
5 HIGH SCHOOLS
1 NGO



LARGE CITIES
ROMA
MILÃO



CAPITAL CITIES
ROME
MILANO
BOLOGNA
ANCONA
MONZA

PARTICIPATORY BUDGETING PROCESSES PROMOTED BY OTHER TYPE OF INSTITUTION

—
1 PB was promoted by Airbnb in conjunction with (and for the citizens of) the Municipality of Palermo; 5 PB were promoted by and performed in high schools; 1 PB was promoted by an NGO within a prison (in crowdfunding); Total 7.



**REGIONAL, STATE AND
NATIONAL GOVERNMENTS**

0



**OTHER TYPE
OF INSTITUTION**

7



LARGE CITIES

2



CAPITAL CITIES

5



LITHUANIA

COMMUNITY



CAPITAL

VILNIUS



POPULATION

2 789 530



LANGUAGE

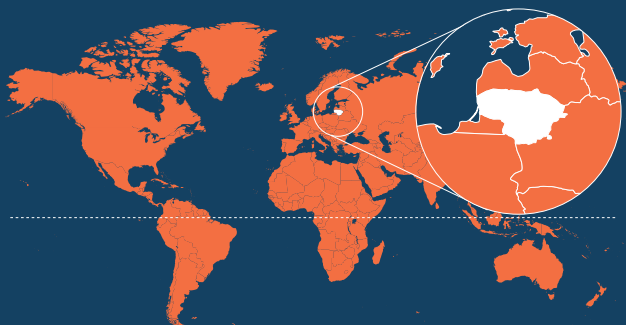
LITHUANIAN



CURRENCY

EURO

LOCATION



POSITION ON INDEXES



DEMOCRACY

36

FLAWED DEMOCRACY



HUMAN DEVELOPMENT

35

VERY HIGH



CORRUPTION PERCEPTION

38/180



WORLD HAPPINESS

42/156

PARTICIPATORY BUDGETING DATA

by Simone Júlio¹

PARTICIPATORY BUDGETING PROCESSES PROMOTED BY OTHER TYPE OF INSTITUTION

3 Participatory Budgeting processes being developed in Schools.

OUTSTANDING INNOVATION

The PB model was first tested in schools in 2013. The city of Alytus started the PB process in 2018 and two other schools in 2019. In the majority of countries in which there is available information, PB is normally introduced in the countries and implemented by local authorities. This particularity stands as a form of innovation considering the major trendlines.

¹Information collected from:
<https://www.innovationinpolitics.eu/showroom/en/project/118>;
<https://www.transparency.lt/en/>;
<http://www.alytus.lt/alytiskiu-iniciatyvos>



TOTAL OF PB PROCESSES

4



LOCAL GOVERNMENT

1



REGIONAL, STATE AND
NATIONAL GOVERNMENTS

0



OTHER TYPE
OF INSTITUTION

3



LARGE CITIES

0



CAPITAL CITIES

0



MOLDOVA

COMMUNITY



CAPITAL

CHISINAU



POPULATION

3 545 880



LANGUAGE

ROMANIAN



CURRENCY

LEU
(MDL)

LOCATION



POSITION ON INDEXES



DEMOCRACY

79

HYBRID REGIME



HUMAN DEVELOPMENT

112

HIGH



CORRUPTION PERCEPTION

117/180



WORLD HAPPINESS

71/156

PARTICIPATORY BUDGETING DATA

by Renata Gradinaru

LEGISLATION REGARDING THE REGULATION OF PARTICIPATORY BUDGETING EXPERIENCES

Balti and Chisinau have local Regulations regarding the mechanism of implementation of the participatory budgeting process adopted by Balti and Chisinau Municipal Councils. Unfortunately, we do not have a state Law, which could help us implement it. (*Recently, I came with such a proposal for the Parliamentary Committee on Economy, Budget and Finance. I hope, one day they will elaborate this law, because it is very difficult to work without such regulations and support from the state.)

OUTSTANDING INNOVATION

If we are talking about the innovation in the mechanism of implementing the participatory budgeting process, we do not have any this year. If we are talking about the implemented projects and their impact on the community, then we have one project. This year a group of parents, in collaboration with the school administration, will create (arrange) a health room that would promote a healthy way of life outside the classroom activities (sports dance, aerobics, general physical development activities) among children from under-represented groups in this institution (children with special educational needs, orphan children, children from socially vulnerable families).

PRINCIPAL TENDENCIES DETECTED

This year the number of people who participated in the voting stage of the projects tripled. We had 7519 voters, compared with 2542 from 2018. Unfortunately, we have in Balti only offline voting. It is very difficult to mobilize people to come to the ballot box. So, we increased community mobilization in different stages of the participatory budgeting process and, a little bit the collaboration between Local Public Authorities and the citizens.



TOTAL OF PB PROCESSES

2



LOCAL GOVERNMENT

2



OTHER INFORMATION

Balti was the first town in Moldova that began to implement participatory budgeting in 2016. With the help of Polish experts, we elaborated the local regulations regarding the mechanism of implementation of the participatory budgeting process. One year later, in 2017, Balti City Hall was awarded with a 2nd degree Diploma for the implementation of the practice "Civic budget - mechanism of involving citizens in the decision-making process at local level" in the Section: "Local development through community involvement", being

offered The Trophy of the Good Practice Program 2015-2016 by IDIS "Viitorul", with the financial support of the European Commission. In our town, it is very difficult to involve people in the decision-making process, because the authorities are still not open for such a collaboration. The instrument of participatory budgeting contributes to the strengthening of the collaboration between the LPA and the inhabitants of the municipality, assures and facilitates the involvement of citizens in the decision-making process at the local level, as well as increases the level of civic activism among the citizens.



REGIONAL, STATE AND
NATIONAL GOVERNMENTS

0



OTHER TYPE
OF INSTITUTION

0



LARGE CITIES

0



CAPITAL CITIES

1



POLAND

COMMUNITY



CAPITAL

WARSAW



POPULATION

37 978 550



LANGUAGE

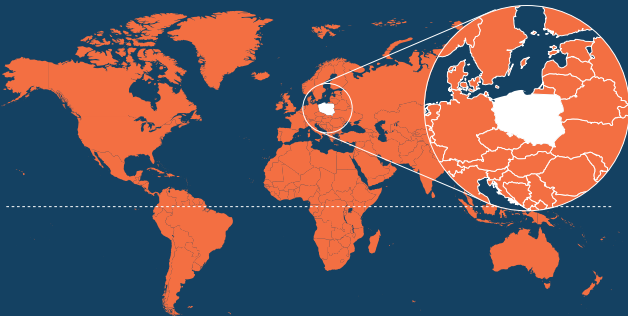
POLISH



CURRENCY

POLISH ZLOTY
(PLN)

LOCATION



POSITION ON INDEXES



DEMOCRACY

54

FLAWED DEMOCRACY



HUMAN DEVELOPMENT

33

VERY HIGH



CORRUPTION PERCEPTION

36/180



WORLD HAPPINESS

40/156

PARTICIPATORY BUDGETING DATA

by Dorota Bednarska-Olejniczak & Jaroslaw Olejniczak

LEGISLATION REGARDING THE REGULATION OF PARTICIPATORY BUDGETING EXPERIENCES

- 1. Since 2009 there is a national law act about Solecki Fund (for rural areas). It changed in 2014;
- 2. Until 2018, Participatory Budgeting in towns and regional governments had a form of consultation under local law (non-obligatory) usually as local government law act;
- 3. Since the end of 2018, Participatory Budgeting is mandatory for big towns (66), and for every local and regional government, P.B has to have a form of local government law act (that it's based on new national law regulations).

OUTSTANDING INNOVATION

There's a national law regulation about Participatory Budgeting, unifying the shape of P.B local law regulation (until 2018 there was only regulation at the national level, according to Solecki Fund). P.B will be also mandatory for "big towns" from 2019 due mentioned regulations.

PRINCIPAL TENDENCIES DETECTED

- 1. We can notice that the number of local governments associated with the Solecki Fund suffer a high from 2014 until 2017, then it stopped (slight decrease from 1479 in 2017 to 1467 in 2018);
- 2. There is a small growth of P.B experiences in towns, but in 2018 some of the towns that have developed P.B experiences in the previous years did not continue them;
- 3. Big towns introduced mobile voting points and e-voting (in some towns where it was not possible before);



TOTAL OF PB PROCESSES

1840-1860



LOCAL GOVERNMENT

1830-1840



4. Local governments are looking for a better distribution of P.B funds between districts, residential areas, states (e.g. avoiding the problem of population density in voting);

5. In big towns, the number of participants and proposals for P.B are decreasing.

OTHER INFORMATION

1. About 70% of local governments in Poland introduced some kind of PB. The estimation of an exact percentage is very difficult due to the possibility of introducing both PB and Solecki Fund in one local government (urban-rural type about 50 units).

2. In 2018 there were 1462 (494 urban-rural and 968 rural) of

2175 types of local governments that had Solecki Fund.

3. In 2018 there were about 360 towns with PB processes (according to voting process statistics - not expenditures - and local law acts). Comparing different data source (NGO statistics, web pages of local government, social media) and local law regulations. This number seems to be most correct.

4. There are at least 15 over-local PB (over 10 powiatst and 5 regions).

5. It is hard to estimate P.B introduced by other institutions - for example some of universities and schools introduced PB for students and pupils.

The main problem is a lack of official government detailed statistics about different forms of PB.



REGIONAL, STATE AND
NATIONAL GOVERNMENTS

5



OTHER TYPE
OF INSTITUTION

10



LARGE CITIES

1



CAPITAL CITIES

1



PORTUGAL

COMMUNITY



CAPITAL

LISBON



POPULATION

10 281 760



LANGUAGE

PORTUGUESE



CURRENCY

EURO

LOCATION



POSITION ON INDEXES



DEMOCRACY

27

FLAWED DEMOCRACY



HUMAN DEVELOPMENT

41

VERY HIGH



CORRUPTION PERCEPTION

30/180



WORLD HAPPINESS

66/156

PARTICIPATORY BUDGETING DATA

by Simone Júlio, Vânia Martins & Nelson Dias

LEGISLATION REGARDING THE REGULATION OF PARTICIPATORY BUDGETING EXPERIENCES

At national level there is a binding legislation regarding the National Schools PB. There are two resolutions from the National council cabinet for Portugal PB and Youth PB. Regarding the autonomous regions, there are two resolutions from the autonomous government council regarding the PB processes for Azores and Madeira.

At local level, municipalities and parishes either use municipal regulations or legal rulings. There are roughly 57 municipal regulations and 42 legal rulings for the active PB processes.

OUTSTANDING INNOVATION

The main innovation in Portuguese PB processes regards to the fact that, presently, there are three different levels of governance implementing it: national, regional and local. It started in 2002 at local level, incremented by municipalities and parishes. In the following years there was a considerable increase in the number of local PB and, in 2017, a scale up to national took place, led by the Portuguese Government. At this point three national processes emerged (the National, the Youth and the School PB). These three were extended to all the Portuguese territory since the mainland until the islands of Azores and Madeira and demand some articulation from the national cabinet with local agents as schools, municipalities and other local organizations.

The third level takes us to the regional scale. The Portuguese islands of Azores and Madeira are ruled by autonomous governments and, by their own resolution each one must increment a PB process regarding its region. In the Portuguese governmental context this means that all the levels of governance are implementing its own PB process and inclusively those at national and regional level are established by legislation.



TOTAL OF PB PROCESSES

1686



LOCAL GOVERNMENT

124

AZORES



CAPITAL CITIES
PONTA DELGADA

CONTINENT



CAPITAL CITIES
LISBON

MADEIRA



CAPITAL CITIES
FUNCHAL



PRINCIPAL TENDENCIES DETECTED

There are two main tendencies regarding Portuguese PB:

1. Predominance of multichannel approaches. There is an increasing tendency, in the active pb, to insert digital in both proposal presentation and voting phases. This shows that pb rulers acknowledge the importance of adding digital approaches as a complement to the face-to-face ones, in order to make the process more accessible and transparent,

adapted to the different types of citizens;

2. The growth of youth pb. Youth pb implemented by municipalities and parishes had been increasing in the country, especially since 2016. Also, both national and regional governments had considered the importance of involving youth in these co-decisional processes, namely: at national level with the implementation of youth and school pb; at regional level by considering thematic areas regarding the participation of citizens over 14 years old.



**REGIONAL, STATE AND
NATIONAL GOVERNMENTS**

5



**OTHER TYPE
OF INSTITUTION**

1557



LARGE CITIES

0



CAPITAL CITIES

3



ROMANIA

COMMUNITY



CAPITAL

BUCHAREST



POPULATION

19 473 940



LANGUAGE

ROMANIAN



CURRENCY

ROMANIAN LEU
(RON)

LOCATION



POSITION ON INDEXES



DEMOCRACY

66

FLAWED DEMOCRACY



HUMAN DEVELOPMENT

52

VERY HIGH



CORRUPTION PERCEPTION

61/180



WORLD HAPPINESS

48/156

PARTICIPATORY BUDGETING DATA

by Bogdan Barbu

LEGISLATION REGARDING THE REGULATION OF PARTICIPATORY BUDGETING EXPERIENCES

The PB in Romania is approved using local council decisions and can be requested by any citizen or local council member. It must be approved by local council between the day when the national budget is approved by the parliament and the day when the local budget is approved. It must not be more than 15 days.

OUTSTANDING INNOVATION

In Romania all the projects that need public money in one year must be approved at the start of that year. We have the 3x15 days rule for this. In the first 15 days since the national budget was approved in the parliament, the local councils need to decide how they will spend the money per domain. In the next 15 days, the citizens and council can propose what projects are going to be supported in that year and in the last 15 days the final project list will be decided and approved. The Participatory Budgeting (the process, not the projects that will use it) must be proposed in the second phase (the second 15 days) in order to finish all the paperwork in this time frame. The entire project is general available (<https://drive.google.com/open?id=1A9ykN2eTd65wCi58X9FTThTILceoQVCc>) and any Romanian citizen can use it, update it according to his/her town info and propose it for approval. I worked on a general available local council decision regarding PB so the time to implement it is minimized, meaning the time frame to propose the process to city hall council.

PRINCIPAL TENDENCIES DETECTED

The participatory budget in Romania is at the beginning and there is a "unwritten law" that indicates PB projects must be in one of the domains: parks and playgrounds, safety, urban design, smart-city, culture/social/youth. There is no general report



TOTAL OF PB PROCESSES

17



LOCAL GOVERNMENT

15



about which domain is more used or not, but while reviewing the projects in the current PB implementation, it is noticed that the smart-city area has the biggest number of projects.

OTHER INFORMATION

– The Participatory Budgeting in Romania is at its early stage, there is no specific legislation regulating these initiatives.

Each local council can decide if it will be implemented and the methodology. There are more than 100 requests made to the Council in order to implement PB processes, but most of them are rejected. There is also a map that shows PB initiatives in the country: <https://www.mapcustomizer.com/map/romania-bugetare-participativa>.

The ones in green are already implemented, the ones in light blue are approved, but it will start within the next fiscal year, due to Romanian public budget regulations.



REGIONAL, STATE AND
NATIONAL GOVERNMENTS

0



OTHER TYPE
OF INSTITUTION

2



LARGE CITIES

1



CAPITAL CITIES

1



SCOTLAND

COMMUNITY



CAPITAL

EDINBURGH



POPULATION

5 425 000



LANGUAGE

ENGLISH



CURRENCY

POUND
STERLING^(GBP)

LOCATION



POSITION ON INDEXES



DEMOCRACY

14

FULL DEMOCRACY



HUMAN DEVELOPMENT

14

HIGH



CORRUPTION PERCEPTION

11/180



WORLD HAPPINESS

15/156

PARTICIPATORY BUDGETING DATA

by Fiona Garven

TOTAL NUMBER OF PARTICIPATORY BUDGETING PROCESSES

34 processes, 57,721 voters, 1069 projects funded, £3.5M disbursed, 17 processes led by local government and 17 by community organizations - data from Scottish Government on PB processes funded through Community Choices (government grant) in the period 2017-18. Other processes located here <https://pbscotland.scot/map> Processes uploaded to the PB Scotland Map in 17/18: 63

PARTICIPATORY BUDGETING EXPERIENCES PROMOTED BY THE LOCAL GOVERNMENT

Total local government counts for 17/18 uploaded onto PB Scotland: Aberdeen City: 5; Aberdeenshire: 1; Angus: 1; Argyll & Bute: 1; East Ayrshire: 21; East Renfrewshire: 1; Edinburgh City: 12; Glasgow City: 5; Highland: 6; Midlothian: 1; Moray: 1; Perth and Kinross: 5; Scottish Borders: 1; South Ayrshire: 1; West Dunbartonshire: 1; Total 63.

Some of the 17 local government processes funded by Scottish Government (box above) may have been match funded by the local government and may be included in this list. We have no way of separating the data. Some local governments will have supported PB processes but not uploaded them onto the PB Scotland map. We have no facility to access any data on this.

PARTICIPATORY BUDGETING PROCESSES PROMOTED BY OTHER TYPE OF INSTITUTION

17 processes led by community organizations - see first section. Participatory Budgeting projects developed in large cities with a population over 1 million inhabitants;

Glasgow City Council £1M in PB process across 4 local neighborhoods, with dedicated funding to ensure access by disabled people ;

Dundee City Council £1.2M across the city



TOTAL OF PB PROCESSES

34



LOCAL GOVERNMENT

17



LEGISLATION REGARDING THE REGULATION OF PARTICIPATORY BUDGETING EXPERIENCES

– Not a legal requirement, but 1% ‘commitment’ for all local authorities to disburse 1% of their budget (minus revenue collected through council tax) via PB by 2021.

OUTSTANDING INNOVATION

– Development of a national Charter for PB in Scotland, co-produced with people from public, voluntary and community sectors involved in running, or participating, in PB processes
<https://pbscotland.scot/charter>

Developing an Equalities Approach to PB in Glasgow - research by Glasgow Disability Alliance
<http://gda.scot/about-us/publications/1781/participatory-budgeting-leaving-no-one-behind>

PRINCIPAL TENDENCIES DETECTED

– In Scotland PB processes are still based mainly on the small grants model. Local governments are in the process of

designing their PB frameworks to meet the 1% commitment by 2021. Digital platforms are being tested with a view to creating a common platform for Scotland.

OTHER INFORMATION

– The main information on PB in Scotland and learning from elsewhere is located on the PB Scotland website, hosted and managed by the Scottish Community Development Centre (NGO) with funding from Scottish Government
<https://pbscotland.scot/>

There is a membership network of 916 individuals from across Scotland and across different sectors, with some international members. All local government areas are represented. PB is still relatively new in Scotland and continues to be developed alongside other measures to improve and extend local democracy including;

- Community Empowerment (Scotland) Act
- The review of local governance in Scotland
- The Citizens Assembly for Scotland



REGIONAL, STATE AND
NATIONAL GOVERNMENTS

0



OTHER TYPE
OF INSTITUTION

17



LARGE CITIES

2



CAPITAL CITIES

0



SLOVAKIA

COMMUNITY



CAPITAL

BRATISLAVA



POPULATION

5 439 230



LANGUAGE

SLOVAK



CURRENCY

EURO

LOCATION



POSITION ON INDEXES



DEMOCRACY

44

FLAWED DEMOCRACY



HUMAN DEVELOPMENT

38

VERY HIGH



CORRUPTION PERCEPTION

57/180



WORLD HAPPINESS

38/156

PARTICIPATORY BUDGETING DATA

by Alexandra Hrabínová

LEGISLATION REGARDING THE REGULATION OF PARTICIPATORY BUDGETING EXPERIENCES

There is no legislation being developed regarding the regulation of PB across the country. There are only specific local/regional legislations that relate to individual PB experiments and are approved by the respective councils of the cities or regions. Such legislation regulates the rules of PB in the context of a given city or region and usually varies according to how these cities or regions understand what PB is about.

OUTSTANDING INNOVATION

A board game for youth called "No two cities are alike" has been created in cooperation among enthusiasts from the state sector, local government and public. It simulates the process of PB and explains how city can expand when its citizens are given a chance to participate in decision making. The game board city consists of five city districts (Boring, Dirty, Ignorant, Full of Traffic, Swotted) each of which is having its own specific problems. The aim of the game is not only to deal with the problems of players' own district, but to provoke them to understand the city in all its width & depth, considering the relevance and urgency of the other districts' needs. This year, the board game has been pilot-tested in formal education at 16 secondary schools within Trenčiansky samosprávny kraj (one of the eight self-governing regions in Slovakia) as a part of project in which schools use PB in practice.

Several smaller innovations have been introduced by the town Rožňava in its PB process this year. They set up a tools-for-hire shop with tools that belong to the town and which citizens can borrowed for the implementation of their supported projects. Furthermore, they have introduced construction diaries which are kept by the authors of successful projects during their implementation and where they describe all the costs and work done on the project. In order to strengthen community activity



TOTAL OF PB PROCESSES

12



LOCAL GOVERNMENT

10



and increase the value of the projects, they introduced the 70:30 rule. According to this ratio, 30% of the project value represents the contribution of its author (in form of physical work on the project indicated in man hours, supplied material or financial resources gained outside of PB) and 70 % of the project value represents financial contribution from the PB.

PRINCIPAL TENDENCIES DETECTED

– To support the process of PB, the very first digital platform „The Voice of the Citizens“ has been developed in Slovak language by WellGiving. The platform allows citizens to submit their projects online and vote for them once the voting phase is open. It also allows public servants to manage received projects and to assign tasks related to them to different departments within the municipal office. Another digital platform by Civita Center is being created. It will enable project submitting, project presentation with their visualization on the city map and will also cover voting phase. There can be seen a growing interest in introduction of PB at school level, coming especially from the cities/regions with PB already implemented.

OTHER INFORMATION

– Lack of information and literature on PB in Slovak language has certainly slowed down the implementation of PB into practice. The first courageous municipalities have used the guidance of NGOs and mostly relied on their expertise, ending up with mixed results. This year, the first series of case studies from the field are going to be published which will serve for other municipalities as an inspiration how to do meaningful PB and what to avoid.

One of the main problems of PB in Slovakia is that both the budget resources, as well as time resources of public servants allocated for the process are too limited in comparison to what PB agenda requires. To support the implementation of PB at local level, The Office of the Plenipotentiary of the Slovak Government for the Development of the Civil Society is launching a small pilot scheme in 2020 to refinance and train public servants whose agenda will be to manage PB process, as well as to promote and oversee participatory public policy-making in areas they will identify. At the same time, any municipality that enters this scheme will commit itself to implement PB in schools within its jurisdiction.



REGIONAL, STATE AND
NATIONAL GOVERNMENTS

1



OTHER TYPE
OF INSTITUTION

1



LARGE CITIES

0



CAPITAL CITIES

0



SLOVENIA

COMMUNITY



CAPITAL

LJUBLJANA



POPULATION

2 067 370



LANGUAGE

SLOVENE



CURRENCY

EURO

LOCATION



POSITION ON INDEXES



DEMOCRACY

36

FLAWED DEMOCRACY



HUMAN DEVELOPMENT

25

VERY HIGH



CORRUPTION PERCEPTION

36/180



WORLD HAPPINESS

44/156

PARTICIPATORY BUDGETING DATA

by Matic Primc

LEGISLATION REGARDING THE REGULATION OF PARTICIPATORY BUDGETING EXPERIENCES

In 2018 the framework for PB implementation was defined in the Law on local Self-Government and its applicable to all local government led processes.

PRINCIPAL TENDENCIES DETECTED

PB is a new practice in Slovenia as 11 out of 12 municipalities are going through the first cycle and only one municipality has gone through two cycles. Due to this, the processes are remarkably similar and feature several common characteristics. All but one of the processes are co-decisional, similarly all but one of the processes allow participation at 15-year-old while all processes are based on universal access for participation. The funds allocated for participation most commonly stand at 1% of the total budget (5%-10% of the investment budget). The deliberation aspects are weak in all processes, typically consisting of one public presentation/workshop per area, with further debate left to citizens' self-initiative. There are also weak evaluation mechanisms with most municipalities having no evaluation mechanisms other than municipal staff assessing the results at the end of decision-making phase.

OTHER INFORMATION

PB processes are currently only implemented at the municipal level and municipalities that implement PB are currently offered no institutional support (financial or organizational) apart from limited support from the NGO sector. Hence, the experiences are very similar as they copy the methodology from each other. It is expected that in the future cycles as the municipalities accumulate some hands-on experience, the processes will become more diverse and will improve on the deliberation and evaluation aspects of the process.



TOTAL OF PB PROCESSES

12



LOCAL GOVERNMENT

12



REGIONAL, STATE AND
NATIONAL GOVERNMENTS

0



OTHER TYPE
OF INSTITUTION

0



LARGE CITIES

0



CAPITAL CITIES

0



SPAIN

COMMUNITY



CAPITAL

MADRID



POPULATION

46 723 750



LANGUAGE

SPANISH



CURRENCY

EURO

LOCATION



POSITION ON INDEXES



DEMOCRACY

19

FULL DEMOCRACY



HUMAN DEVELOPMENT

26

VERY HIGH



CORRUPTION PERCEPTION

41/180



WORLD HAPPINESS

30/156

PARTICIPATORY BUDGETING DATA

by Carmen Pineda Nebot, Andrés Falck, Marta Barros¹,
María Ángeles Abellán López & Sahsil Enríquez

LEGISLATION REGARDING THE REGULATION OF PARTICIPATORY BUDGETING EXPERIENCES

Most of the Autonomous Communities in Spain have laws regarding citizen participation, implementation of mechanism of citizen participation, deliberative processes, participatory democracy, direct democracy, the involvement of women and men, active participation of the citizens, and social inclusion of them into the political sphere. Here below, will be named some of the laws/bylaws/decrees/regulations addressing these issues². Nevertheless, before that, it is important to point out that the Spanish Constitution (1978) in its article 9.2 mentions that it's responsibility of administration to facilitate the participation of all citizens in the political, economic, cultural and social life. Also, in the article 6, it is stated that the participation should be understood as a complement of the representation system and to the task that the political parties performed and should be addressed to stakeholders.

On that note on this general background, it will be enlisted some more specific regulations:

2008 Law 11/2008 of 3rd of July of 2008 of the Generalitat of Citizen Participation of the Valencian Community. Currently avoided (valid from 1/January/2010 until 9/April/2015). Text in forced. Law 2/2015 of 2nd of April, of Transparency, Good Government and Citizen Participation of the Valencian Community.

2010 Foral norm 1/2010, of the 8th of July regarding Citizen Participation; Law 5/2010 of 21 of June, Canaria for the promotion of Citizen Participation.

2014 Law 7/2016 of the 18th of May from the reform law 12/2014 of 16th of December about Transparency, Citizen Participation of the Autonomous Region of Murcia; White Book of Democracy and Citizen Participation for Euskadi.



TOTAL OF PB PROCESSES

350-400



LOCAL GOVERNMENT

350-400

2015 Law 8/2015 of 25th of March of Transparency of the Public Activity and Citizen Participation of Aragon; Law 3/2015 of 4th of March of Transparency and Citizen Participation of Castilla y León; Law 2/2015 of 2nd of April of Transparency, Good Government and Citizen Participation of the Valencian Community; Law 7/2015 of 7th of August of popular legislative initiative and citizen participation in the Galician Parliament.

2016 10-16/PL-000005, Law project of Citizen Participation of Andalucía; Law project of Open Government, Citizen Participation and Transparency in the Community of Madrid; Law 2/2016 of 7th of April of Local Institutions of Euskadi

2017 White Book of Citizen Participation of the Principality of Asturias; Draft Law on Citizen Participation of Castilla - La Mancha; Foral Norm 1/2017 of 8th of February of Transparency, Citizen Participation and Good Government of the Public Sector in the Historic Territory of Alava; Law 10/2017 of 11 of May of the Generalitat approved in 2017 "in which it is regulated the popular legislative initiative of Les Corts that eradicate the law 5/1993"; Law project of Open Government, Participation and Transparency of 2017 in the Community of Madrid.

On the other hand, some municipalities have guidelines to regulate the Participatory Budgeting processes such as autonomous community of Andalucía.

The Law of 7/2007 concerning citizen participation in Andalucía in its article 24 mention that local authorities can implement citizen participation mechanisms such as Participatory Budgeting to prioritize aspects of their budget. In addition, the same article indicates that the "The Regional Government of Andalucía will encourage the promotion and diffusion of PB processes based on the principles of universality and self-regulation" and "will collaborate in the development and promotion of Participatory Budgeting

executed by local entities, through positive actions, information, training and awareness-raising".

OUTSTANDING INNOVATION

The main innovation regarding Participatory Budgeting in the most recent period is the use of digital tools, since they are already being implemented in almost all processes for the presentation of proposals and the voting phase (decision-making).

PRINCIPAL TENDENCIES DETECTED

Andalucía, an autonomous community in Spain was the first one to implement Participatory Budgeting experiences. The processes previous the local elections of 2015 were based on motor groups, deliberation and citizens self-regulation. Nowadays, the most common model of PB is the use of online platforms, inspired by the Madrid case. It is important to point out that the majority of PBs that were active in the last period do not have an historical trajectory but began their journey after the 2015 municipal elections. The beginning and end of PB in Spanish municipalities still depends predominantly on the shifting of political parties in the administration. It can also be noticed other important tendencies in the last years:

- The reduction of citizen deliberation in the process;
- Lack of information about the municipal PB;
- Lack of transparency and accountability regarding the experiences;
- Ephemeral initiatives.

¹ Andrés Falck and Marta Barros from Coglobal

² Information available in: Jone Martínez - Palacios (2018) in "Avance para una historia cruzada de la institucionalización de la participación ciudadana en España (1978 - 2017)".



REGIONAL, STATE AND
NATIONAL GOVERNMENTS

0



OTHER TYPE
OF INSTITUTION

0



LARGE CITIES

2



CAPITAL CITIES

24



SWEDEN

COMMUNITY



CAPITAL

STOCKHOLM



POPULATION

10 183 170



LANGUAGE

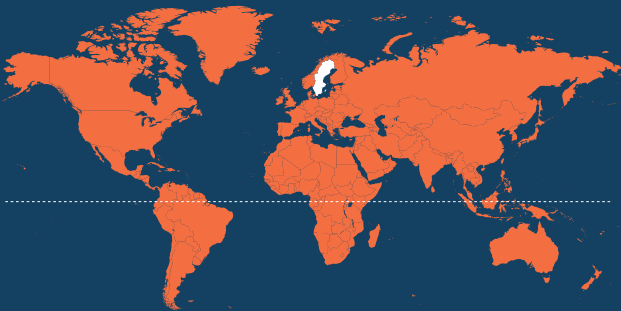
SWEDISH



CURRENCY

SWEDISH KRONA
(SEK)

LOCATION



POSITION ON INDEXES



DEMOCRACY

3

FULL DEMOCRACY



HUMAN DEVELOPMENT

7

VERY HIGH



CORRUPTION PERCEPTION

3/180



WORLD HAPPINESS

7/156

PARTICIPATORY BUDGETING DATA

by Lena Langlet¹

OUTSTANDING INNOVATION

In 2008 SALAR started to work with P.B and it has been developed mostly in large cities such as Stockholm and Gothenburg, in deprived districts and cities close to them. In this sense, 5 years ago we started a network and sometime after small rural cities join us. Both, the large cities deprived areas and rural cities shared the same motivation to work with us. They felt that the municipality didn't care about their problems or needs and that they only focused on the development and improvement of urban areas. One of the conclusions is that P.B in Sweden has been more successful in rural areas, this could be because participants trust more in the municipality, politicians and professionals.

Nowadays, we have founded a new network that is mostly integrated by small rural municipalities. Also, the politicians in these municipalities are much interested in the project, are aware of the need to empower citizens and implicated them into the decision-making processes and to create a deeper dialogue with the participants. Participatory Budgeting is conceived as a way to legitimize the administration.

PRINCIPAL TENDENCIES DETECTED

For the past 10 years it has been very difficult to get the municipalities attracted to Participatory Budgeting experiences, but after the last elections there is a stronger interest, for example: there has been a growth of Participatory Budgeting initiatives developing in small rural municipalities. In this sense, we can see that there are political parties that feel the need to come closer to the citizens as one way to work against nationalistic trends.

¹ Swedish Association of Local Authorities and Regions



TOTAL OF PB PROCESSES

18-24



LOCAL GOVERNMENT

18



REGIONAL, STATE AND
NATIONAL GOVERNMENTS

0



OTHER TYPE
OF INSTITUTION

0



LARGE CITIES

2



CAPITAL CITIES

0



UKRAINE

COMMUNITY



CAPITAL

KYIV



POPULATION

44 622 520



LANGUAGE

UKRAINIAN



CURRENCY

UKRAINIAN
HRYVNIA (UAH)

LOCATION



POSITION ON INDEXES



DEMOCRACY

84

HYBRID REGIME



HUMAN DEVELOPMENT

88

HIGH



CORRUPTION PERCEPTION

120/180



WORLD HAPPINESS

133/156

PARTICIPATORY BUDGETING DATA

by Leonid Donos¹

LEGISLATION REGARDING THE REGULATION OF PARTICIPATORY BUDGETING EXPERIENCES

— In Ukraine there is no specific national legislation regarding the regulation of PB processes on the local level. All legal acts and regulations are adopted by city councils, city mayors or PB working groups. PB working groups are typically included civil society representatives, local elected officials and local authorities to ensure co-responsibility between different actors on decisions in public policy.

OUTSTANDING INNOVATION

Nation-wide PB in Ukraine

Ukraine is now preparing to join the list of countries that implemented PB on the national level after Portugal and South Korea. This year, Cabinet of Ministers of Ukraine adopted all the necessary legislation and documentation to launch pilot nation-wide PB in 2019 and adopted 500 mln UAH (\$20 mln) on the most voted projects implementation. In line with this, work is under way to prepare respective regulations and legislation on the regional level, which should be adopted by Oblast State Administrations.

<https://zakon.rada.gov.ua/laws/show/196-2015-%D0%BF> (Cabinet of Ministers of Ukraine Decree No. 169)

In addition, to involve pupils (grade 5-11) in PB process Vinnytsya amalgamated territorial community is the first Ukrainian community, which adopted School PB and allocated 1 mln UAH for projects implementation.²

PRINCIPAL TENDENCIES DETECTED

— Naturally, most of Ukrainian communities that implement PB are cities. However, PB tool considerably increased each year in Ukrainian rural areas. Thus, 36 communities implement PB in the rural area and 88 communities in the urban areas



TOTAL OF PB PROCESSES

200-210



LOCAL GOVERNMENT

123



respectively by the end of 2018. It should be also noticed that almost all municipalities have e-platforms which allow citizens (using Bank ID or electronic/digital signature system as a citizen identification methods) to vote and to be informed about regulatory acts and official decisions taken by the local authorities.

OTHER INFORMATION

– In 2014 Ukrainian Revolution of Dignity catalyzed a powerful wave of citizen engagement, bringing into sharp focus the renewed demand for fundamental reforms across Ukrainian society. Civic activism, the driving force behind the ongoing changes in the country, reflects the determination of citizens to fight for a future based on the principles of democracy and the rule of law. Transferring authority, responsibility and budgetary resources from the central level to the municipal level; better orienting local budgets to community needs; and increasing the transparency of the governance process are prominent issues on the reform agenda. The Ukrainian government recognizes the challenge and is keen to make

progress on decentralization. Building viable decentralized governance and transparent local public finance systems, however, requires the active and consistent participation of citizens and civil society actors to communicate the continued demand for reform and accountability. Rather than leave the reform process wholly to the government, it was critical to support citizens and CSOs by equipping them with practical participatory mechanisms and tools.

Year	No. of PB promoted by local and regional governments	Amount of money allocated for PB projects by local government (UAH)	Number of projects submitted by citizens	Number of votes for PB projects
2015	2	9 800 000	127	7715
2016	33	272 206 522	2981	360 241
2017	83	481 237 166	4847	699 521
2018	124	578 014 550	5982	824 120

¹ Chief expert, PAUCI Foundation

² More information on Vinnytsya School PB portal:

http://schoolprojects.vmr.gov.ua/default.aspx?fbclid=IwAR2nPOPRKsio03HVpko_WKXnv-TWfBY7bBM-qkTvad92dufFJPyb694rM



REGIONAL, STATE AND
NATIONAL GOVERNMENTS

2



OTHER TYPE
OF INSTITUTION

1



LARGE CITIES

3



CAPITAL CITIES

1



OCEANIA



AUSTRALIA

COMMUNITY



CAPITAL

CANBERRA



POPULATION

24 992 370



LANGUAGE

ENGLISH



CURRENCY

AUSTRALIAN
DOLLAR

LOCATION



POSITION ON INDEXES



DEMOCRACY

9

FULL DEMOCRACY



HUMAN DEVELOPMENT

3

VERY HIGH



CORRUPTION PERCEPTION

13/180



WORLD HAPPINESS

11/156

DATA OF THE COUNTRY

by Janette Hartz-Karp & Svetla Petrova

LEGISLATION REGARDING THE REGULATION OF PARTICIPATORY BUDGETING EXPERIENCES

There is no legislation developed regarding the regulation of PBs across the nation nor has it been developed by states, local towns, regions, or cities. A number of Australia's PBs have involved 100% of a city's budget from approximately \$70 million to \$5 billion. Local councils cannot legally delegate responsibility for these budgets. The extent of delegation is agreed up front and is broadcast to constituents; but this is not regulated. However, local governments implementing more traditional PBs, which use only a small proportion of the budget, are not so restricted.

OUTSTANDING INNOVATION

The Canada Bay (NSW) process was the 1st Australian PB implemented, allocating 100% of a local government budget in a more sophisticated way than an opinion poll. Its focus was on prioritizing the range and quality of Council services, delivering public confidence and acceptance of the priorities, trade-offs and funding models.

The two 100% PBs implemented in the City of Greater Geraldton (WA) combined face-to-face dialogue with deliberation using a tailored online platform WhatDoWeThink (WDWT) to facilitate face-to-face synchronous deliberations, which allows for real time information gathering, processing and editing with the input of the participants. The use of the platform contributed to maximize transparency and combined thinking; and both PBs included elicitation of public feedback on progress, organized by Panel participations. The Melbourne (Victoria) PB was the 1st Australian PB implemented in a capital city, allocating the 10-year infrastructure budget of \$400 million per year, \$5 billion over 10 years. Its 'charge' was to close the gap between the AUD\$1.2 million committed by the Council and its ability to fund those commitments. The City of Bayswater (WA) PB on 100% of the services budget, AUD\$84.5 million, implemented several



TOTAL OF PB PROCESSES

12 - 15



LOCAL GOVERNMENT

9



CANBERRA



**REGIONAL, STATE AND
NATIONAL GOVERNMENTS**
NSW GOVERNMENT
TRANSPORT CANBERRA



LARGE CITIES
MELBOURNE
NSW



CAPITAL CITIES
MELBOURNE
NSW

innovations, specifically, whether there should be an overall increase/balance (maintain)/decrease of service budgets. The PB process commenced with wide community consultation using the Bang the Table budget allocator tool, followed by a stratified sample of 30 Panel participants deliberating over 2 days to develop recommendations, together with a rationale. In 2016 the South Gippsland Shire in Victoria undertook PB as 'Community Budgeting'. The process was later renamed to Community Capital Works Allocation project.

PRINCIPAL TENDENCIES DETECTED

Australia has become renowned for its 100% PBs. These PBs have elicited randomly selected panels (between 25-45 participants), stratified to reflect the local population, which have deliberated from 4-8 days to recommend how 100% of the budget should be allocated. In terms of digital practices, while most PBs have utilized online platforms for developing proposals, only the 2 PBs held in the City of Greater Geraldton utilized an integrated online platform to facilitate both synchronous and asynchronous dialogue. Only 2 PBs (City of Bayswater, WA and City of Melville, WA) utilized an online Budget allocator in the process, open to the broader community. Both government and broad public acceptance of recommendations has been documented. Overall,

more than 80% of all recommendations elicited via PB processes have been accepted by Councils.

OTHER INFORMATION

Rather than adopting successful PB models from across the globe, local and state governments across Australia have found varying ways for citizens to be involved in budget allocation. These have included the 'Australian PB' - representative/inclusive, deliberative, influential Panels, allocating 100% of budgets, including in Canada Bay NSW; 2 in Greater Geraldton WA (and another to be implemented in 2019); Bayswater, WA; and Melbourne, Victoria. Other alternative citizen jury PB initiatives have included: ThePlay Spaces Forum Transport Canberra and City Services (to allocate \$1.9m to play spaces); the Marrickville Infrastructure Jury; and The Eurobodalla Citizens Jury. More traditional PB models implemented have involved online platforms to distribute dollars, residents developing projects, and voting on preferences, mostly implemented by local governments, including the City of Darebin, City of Melville, Penrith Council, and South Gippsland Shire Council. Nearly all Australian PBs have been one-off initiatives, and very few have featured independent oversight and monitoring.



**REGIONAL, STATE AND
NATIONAL GOVERNMENTS**

2



**OTHER TYPE
OF INSTITUTION**

2



LARGE CITIES

2



CAPITAL CITIES

2



PARTICIPATORY BUDGETING WORLD ATLAS 2019

Nelson Dias, Sahsil Enríquez & Simone Júlio ^(Org.)

— The **World Atlas of Participatory Budgeting** represents the widest compilation of data, to date, on the situation of these processes on the planet. This is the result of collaborative work and the enormous generosity of more than **70 authors**, who voluntarily made themselves available to collect and analyse information that would enable to understand the reality of these initiatives in very diverse quadrants. One of the main motivations of this initiative is to assess the disseminator outreach of Participatory Budgeting and to understand the main trends, **over the last 30 years**, ensuring a first-level analysis on the data of each country, and in a second moment, on the different continents.

On these pages, the reader will find many **reasons** of interest, **unreleased data** and **surprising results**.



FUNDING BY

CASCAIS

COORDINATED & EDITED BY

OFICINA
ACREDITAMOS NAS PESSOAS

● ● ●
MAKE IT HAPPEN

WITH PARTNERSHIP

 **enda ecopop**